CAZN 正成

EXPERT IN INDUSTRIAL CONNECTION TECHNOLOGY



PLASTIC WATERPROOF CONNECTOR













BASED IN CHINA, SERVING THE WORLD

The sales and service network of Shenzhen CAZN Electronic Co., Ltd covers the world, more than 65% of the products are exported to overseas.The products are widely used in machinery production, lifting machinery, ceramic machinery, injection molding machinery, textile machinery, paper machinery, printing and packaging machinery, electronic manufacturing machinery, food and beverage manufacturing machinery, motor control machinery, rubber manufacturing machinery, elevator, robot, logistics equipment, petrochemicals, new energy and other fields.

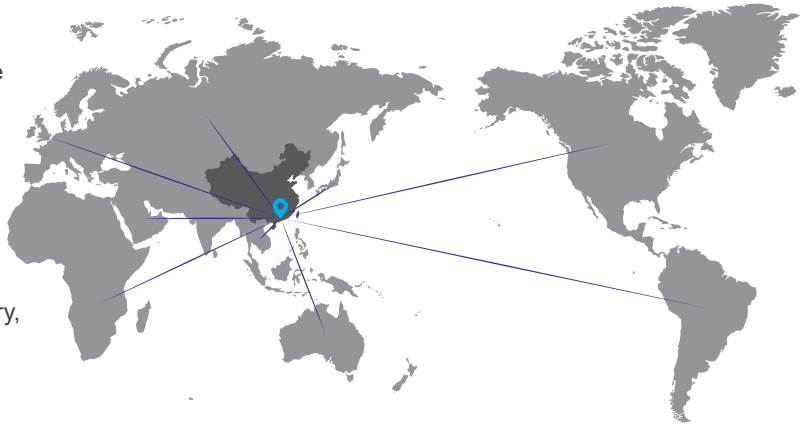

Shenzhen CAZN Electronic Co., Ltd. is a national high-tech enterprise focusing on industrial connection technology. Founded in Shenzhen in 2014, the company focuses on European standard connectors, waterproof connectors, American standard connectors, push pull connectors, heavy-duty connectors, RF connectors and OEM/ODM cable connectors, providing customers with comprehensive and professional connection solutions.

With our one-stop manufacturing service, customers can master advanced manufacturing technologies and provide customized product solutions and services according to customers' demands. In the environment of self-driving vehicles and Industry 4.0, Zhengcheng products are widely used in new energy, high-speed railway, automobile manufacturing, intelligent transportation and intelligent manufacturing, providing important force for the development of China's industrial connector industry. Our products have passed the CE/RoHS/REACH/IP67 test, and the standard parts have been UL certified. We have passed the system certification of IS09001, IS014001, IS045001 and IAT16949 and implemented the 6S policy to effectively ensure the product quality.

The company's sales network is gradually being established. It will set up offices in major cities in China and establish more partners around the world. Our slogan is "Industrial connectivity technology experts", and our vision is "Connect the world, connect the future". Our business continues to grow globally. We welcome more partners from all over the world to cooperate with us and share a win-win situation.



DIRECTORY

E7 ---------- 8

E10 ---------- 12

E13 ---------- 19

E16 ---------- 26

ERJ45 ---------- 29

EUSB ---------- 34

EFDDI ---------- 44

EHDMI ---------- 47

ED-SUB ---------- 52

SIM/TF CARD SERIES ---------- 61

EP PANEL TYPE ---------- 64

CONSULTING SERVICE

CAZN ELECTRICS PROVIDES YOU WITH A FULL RANGE OF SERVICES

We are happy to provide you with one-to-one professional consultation. Perfect after-sales system with professional service to every customer. Professional after-sales team, 24 hours dedicated service, according to the customer feedback, timely and effective response, a special document control center, for each customer file management, real-time tracking your needs.

Customised products, from pre-installation to engineering services.



ONLINE CATALOG SELECTION

We offer the most comprehensive and up-to-date catalogue online, covering more than 2,000 siti electronic products, available in Both Chinese and English. You can find related product information, such as technical parameters and size drawings, from the online catalog. You can download detailed product specifications in PDF format with a single click. Website for selection: https://www.cazn.com/

CONSULTING SERVICE

Whether customers need product selection, solutions or after-sales service, we take the customer as the center, to the "highest quality, sincere service" for the purpose. We'll do our best to deal with inquiries and services in the fastest and most efficient way.



Official Website QR Code

With the advent of the network era, especially the rise of the mobile network era, CAZN Electric keeps pace with The Times and will share the latest cutting -edge technology, company trends and latest product information with customers.

PLEASE STAY TUNED

QUALITY MANAGEMENT

STRICTLY IN ACCORDANCE WITH THE ISO9001 QUALITY MANAGEMENT SYSTEM

1



EXPERIENCED R&D TEAM

From connector research and development, mold making to production and processing, each link is controlled by senior engineers, and the whole team has rich experience in connector and wire harness processing.

2

HIGH QUALITY PRODUCTION EQUIPMENT

From hardware processing, assembly, welding, injection molding and testing, we purchase advanced production equipment and testing equipment to ensure the production of high quality products, low production defect rate requirements.



3



HIGH-QUALITY PRODUCTION PERSONNEL

With the rapid growth of business and the rapid growth of production personnel, we have also established a perfect pre-job training, on-the-job further education and other training systems, so as to create a group of high-quality production personnel.

APPLICATION CASES

PROFESSIONAL FOCUS ON PROVIDING A VARIETY OF SIGNAL, DATA, POWER TRANSMISSION CONNECTORS

SMART AGRICULTURE



CAZN electrical waterproof connectors provide comprehensive connector solutions, suitable for various heavy machinery and agricultural machinery related applications. Our connector products are sturdy and durable, and can meet various application needs. Durability is a necessary condition for the use of various heavy machinery sites, and CAZN electrical connectors are waterproof, sturdy, and highly earthquake resistant, meeting your various needs.

5G



The world is changing rapidly and has entered the wireless era. The development speed and scope of wireless networks are growing at an astonishing pace. The new technologies of wireless broadband and wireless development enable network operators and general enterprises to transmit data and use network services anytime and anywhere. No matter where the network operation company installs the system, CAZN Electric can provide customers with the "best solution for waterproof connectors".

LED APPLICATION



Whether you need various types of waterproof connectors: signal type, power type, or a combination of both, or various customized solutions, CAZN electrical waterproof connectors can provide a comprehensive solution for your outdoor LED applications. Product specifications can be flexibly adjusted according to business needs. Whether creating new systems or enhancing existing designs, CAZN Electrical is your lighting waterproof connector solution provider, seamlessly integrating power and data transmission needs between buildings.

MARINE APPLICATIONS



CAZN Electrical specializes in the research and production of waterproof connectors. The waterproof connector series offers a choice of plastic and metal materials, whether it is board end, wire end, assembled or accessory, they are designed specifically for the needs of connector use on ships. The CAZN electrical series products comply with the requirements of data communication networks, with the aim of interconnecting electronic devices on ships for data transmission and status control. In addition, the CAZN electrical waterproof connector solution is the perfect choice for your ship's electronic equipment.

MODERN AQUACULTURE INDUSTRY



Most modern aquaculture facilities are installed outdoors in extreme environments and temperatures, as the basic requirements for outdoor connectors are waterproofing, UV resistance, and stable operation in harsh temperature environments. CAZN electrical waterproof connectors have specialized technology and years of experience. Our professional team has further conceived innovative solutions suitable for products in special environments, and is more specialized in providing various customized modern aquaculture application solutions.

SMART TRANSPORTATION



With the popularization of technology, PC monitoring systems, digital recording hosts, high-performance video encoders, and intelligent traffic safety monitoring systems are becoming increasingly popular in both enterprise and consumer markets, and have become a part of daily basic equipment. Therefore, seeking products that are more cost-effective and efficient is a key focus for the development of various brands. CAZN Electric provides a variety of waterproof connector solutions to meet the rapidly growing demand for intelligent traffic safety monitoring systems.

CONNECTIVITY TECHNOLOGY

CONNECTORS OR COMPONENTS FULLY MEETS THE CUSTOMER'S SPECIFICATIONS

Instructions for use: Connectors and accessories are not allowed to be operated with power on or with load under normal use.

SCREW CONNECTION

- Screw connection is a detachable electrical connection between the guide wire, screw, and terminal. Designed according to DIN/EN 60999/VDE 0609.
- Wide range of applicable wire specifications, no special tools, can be operated on site.

Screw size	M2. 5	M3	M3. 5
Torque(Ncm)	40	50	60

CRIMP CONNECTION

- Crimp connection is to use crimping tools to physically twist wires and conductors together, is a non-detachable electrical connection. Connection requirements according to DIN IEC 60352 Part 2.
- Suitable for field wiring, high reliability, high connection density characteristics.

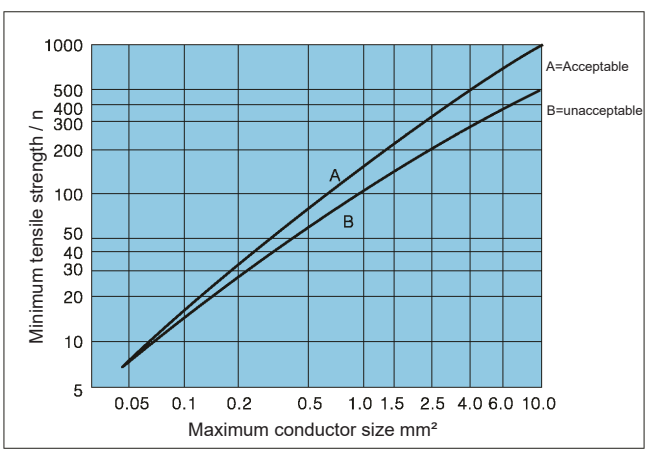

WELDING CONNECTION

- Welding connections can be wired to conductors via electro-solder irons and welders, or connectors to printed circuit boards.Solder joints and accessories are tested and signed according to DIN EN 60068 part 2-20 operation.
- Suitable for prefabricated cable connection, printed circuit board, easy and fast operation, high pin density.

WATERPROOF RATING

PROFESSIONAL ANTI-SOLID PROTECTION AND IP WATERPROOF PROTECTION

The housing, seals and latching devices on the connector protect the electrical part of the connector from external environmental influences such as shock, foreign bodies, moisture, dust, water or detergents, coolants, oils and other liquids.

BELOW IS A LIST OF PROTECTION LEVELS

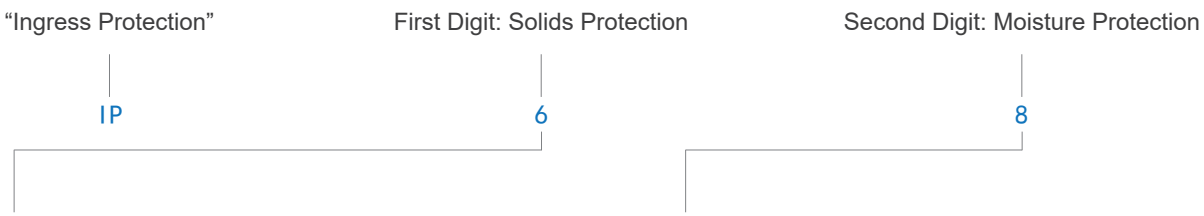

PROTECTION LEVEL	FIRST DIGIT: SOLIDS PROTECTION
0	Not rated for protection against contact or ingress (or no rating supplied).
1	Protection against solid objects larger than 50 mm (e.g. accidental contact with any large surface of the body, but not deliberate body contact).
2	Protection against solid objects larger than 12 mm (e.g. accidental finger contact).
3	Protection against solid objects larger than 2.5 mm (e.g. tools).
4	Protection against solid objects larger than 1 mm (e.g. small objects such as nails, screws, insects).
5	Dust protected: partial protection against dust and other particulates (permitted ingress will not compromise the performance of internal components).
6	Dust tight: full protection against dust and other particulates.

PROTECTION LEVEL	SECOND DIGIT: MOISTURE PROTECTION
0	Not rated (or no rating supplied) for protection against ingress of this type.
1	Protection against vertically dripping water. No harmful effects when the item is upright.
2	Protection against vertically dripping water. No harmful effects when tilted up to 15°from normal position.
3	Protection against water sprayed directly at any angle up to 60°off vertical.
4	Protection against splashing water from any direction. No harmful effects when tested for at least 10 minutes with an oscillating spray (limited ingress permitted).
5	Protection against low-pressure jets. No harmful effects when water projected in jets from 6.3 mm nozzle, from any direction.
6	Protection against powerful water jets. No harmful effects when water projected in jets from 12.5 mm nozzle, from any direction.
7	Protection against full immersion at up to 1 meter depth for up to 30 minutes. Limited ingress permitted with no harmful effects.
8	Protection against immersion beyond 1 meter. Equipment is suitable for continuous immersion in water. The manufacturer may specify conditions.

ORDERING RULES

NEW CUSTOM NUMBERING RULES

E13 T - F U2 - P W F - 1 PV -S

Serie：
E7, E10, E13, E16

Connection method：
T: Thread B: Buckle S: Circlip

Male & Female：
1.(Applicable to E7/E10/E13)
P: Pin type S: Hole type

2.(Applicable to E-RJ45/E-USB/E-FDDI/E-HDMI)
M: Male head F: Female head

Connector Type：
1.Connector type(applicable to E-RJ/E-USB/E-FDDI/E-HDMI)
U2:USB2.0
U3:USB3.0
UM:MICRO USB
T2:USB TYPE-C 2.0
T3:USB TYPE-C 3.0
T3.1:USB TYPE-C 3.1
H2:HDMI 2K
H4:HDMI 4K
H8:HDMI 8K
F1:FDDI(Single mode single core)
F2:FDDI(Single mode dual core)
R5:RJ45 5E
R6:RJ45 6A
RJ:RJ45(Suitable for plug assembly cases without crystal heads)

2.Pins and Code(applicable to E7/E10/E13)
4B:4 Pins,B-Code
2:2 Pins,Uncoded

Shield：
-S: Shielded
Empty: No shielding

Cable material：
PV:PVC
PU:Contains TPU and PUR
PE:PE

Cable length：
In (M) meters

Structure：
A: Straight plug
D: Bent plug
B: Install sockets in front of the board
F: Install sockets behind the board
H: Square flange socket
L: Bent pin socket
S: Surface mount socket
O: Terminal resistor plug
R: Relay socket
K: Docking plug

Connection：
W: Welding
P: Plug in
S: Surface mount
L: Screw
C: Crimp connection
R: Non above wiring methods (such as relay sockets)

Material quality：
P: Plastic socket/plug
M: Molded plug

E7 Series

Specifications: 7/16"-28UNS U.S. standard thread

Processing technology: wire bonding, riveting, DIP, front board installation, rear board installation

Pins number: 2-8 pins,

Rich structure

Widely used in LED display, monitoring, automation equipment and outdoor communication equipment.



Product parameters

HOUSING MATERIAL	Thermoplastic PA66	**FLAME RATING**	UL94-V0
CONTACT MATERIAL	Brass Phosphorus copper gold-plated	**CONTACT IMPEDANCE**	≤5mΩ
SEALING MATERIAL	Epoxy resin / Rubber	**INSULATION IMPEDANCE**	≥100MΩ
CONNECTION METHOD	Thread(T) / Bayonet(B)	**DURABILITY**	≥500 Cycles
WIRING PROCESS	Solder	**APPLICABLE TEMPERATURE**	With wires: -25℃ ~ +85℃ Assemble: -55℃ ~ +125℃
WIRING RANGE	3.5mm ~ 6.8mm	**WATERPROOF RATING**	IP67

E7 SERIES CONNECTOR

PRODUCT FIGURE	NAME/TYPE NO.	DIMENSIONS
	E7 straight female assembled plug (Threaded) E7T - S 3 - PWA 06 Pins: 2 3 4 5 6 8	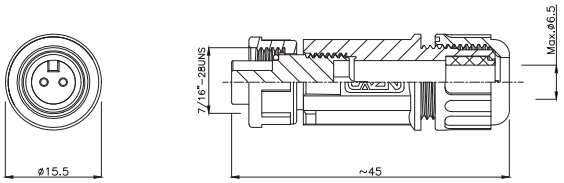
	E7 straight female overmolded plug (Threaded) E7T - S 3 - MWA - 1 PV Pins: 2 3 4 5 6 8 Cable(M): 1:1M 2.5:2.5M ..... Wire: PV:PVC PU:PU	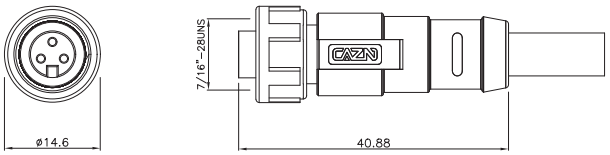
	E7 angled female overmolded plug (Threaded) E7T - S 3 - MWD - 1 PV Pins: 2 3 4 5 6 8 Cable(M): 1:1M 2.5:2.5M ..... Wire: PV:PVC PU:PU	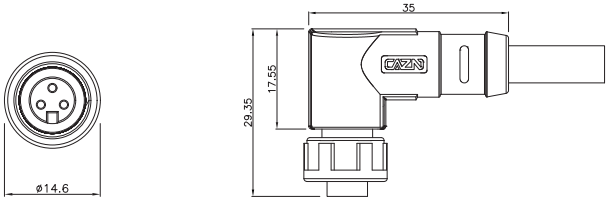
	E7 straight male assembled mating plug (Threaded) E7T - P 3 - PWK 06 Pins: 2 3 4 5 6	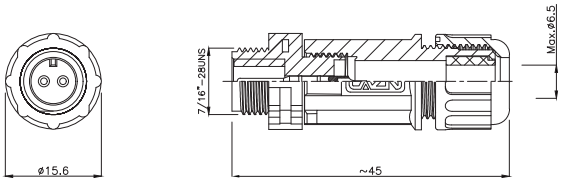
	E7 straight male overmolded mating plug (Threaded) E7T - P 3 - MWK - 1 PV Pins: 2 3 4 5 6 Cable(M): 1:1M 2.5:2.5M ..... Wire: PV:PVC PU:PU	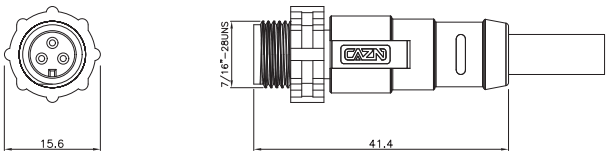
	E7 male front mount solder receptacle (Threaded) E7T - P 3 - PWB Pins: 2 3 4 5 6	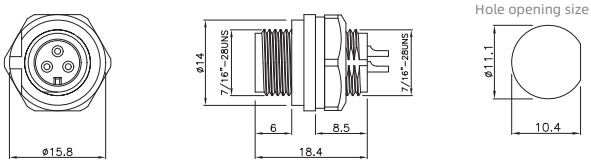
	E7 male back mount solder receptacle (Threaded) E7T - P 3 - PWF Pins: 2 3 4 5 6 8	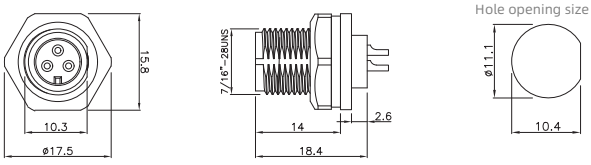
	E7 male back mount PCB receptacle (Threaded) E7T - P 3 - PPF Pins: 2 3 4 5 6 8	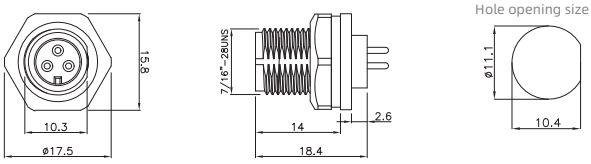

E7 SERIES CONNECTOR

PRODUCT FIGURE	NAME/TYPE NO.	DIMENSIONS
	E7 square flange male socket (Threaded) E7T - P 3 - PWH Pins: 23456	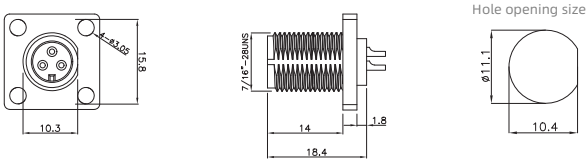
	E7 straight female assembled plug (Bayonet) E7B - S 3 - PWA 06 Pins: 234568	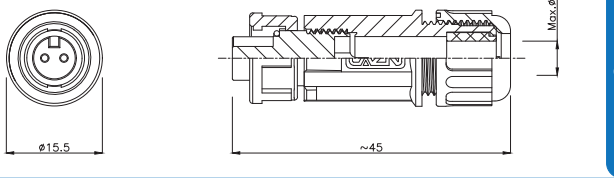
	E7 straight female overmolded plug (Bayonet) E7B - S 3 - MWA - 1 PV Pins: 234568 / Cable(M): 1:1M 2.5:2.5M ..... / Wire: PV:PVC PU:PU	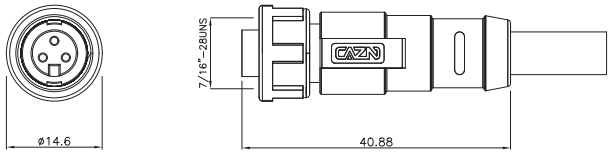
	E7 angled female overmolded plug (Bayonet) E7B - S 3 - MWD - 1 PV Pins: 234568 / Cable(M): 1:1M 2.5:2.5M ..... / Wire: PV:PVC PU:PU	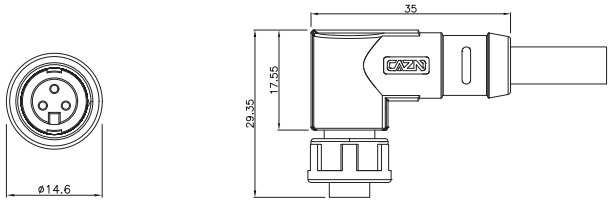
	E7 straight male assembled mating plug (Bayonet) E7B - P 3 - PWK 06 Pins: 23456	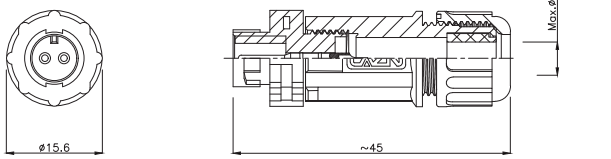
	E7 straight male overmolded mating plug (Bayonet) E7B - P 3 - MWK - 1 PV Pins: 23456 / Cable(M): 1:1M 2.5:2.5M ..... / Wire: PV:PVC PU:PU	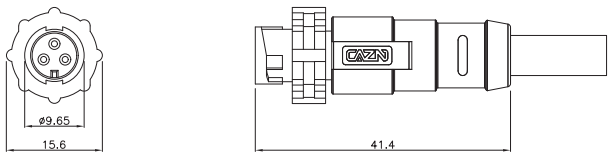
	E7 male front mount solder receptacle (Bayonet) E7B - P 3 - PWB Pins: 23456	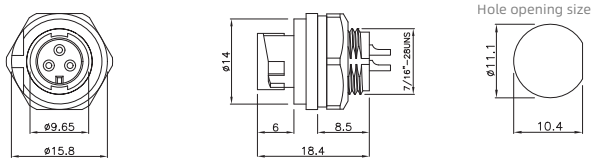
	E7 male back mount solder receptacle (Bayonet) E7B - P 3 - PWF Pins: 234568	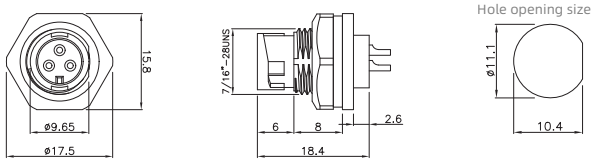

E7 SERIES CONNECTOR

PRODUCT FIGURE	NAME/TYPE NO.	DIMENSIONS
	E7 male back mount PCB receptacle (Bayonet) E7B - P 3 - PPF Pins: 234568	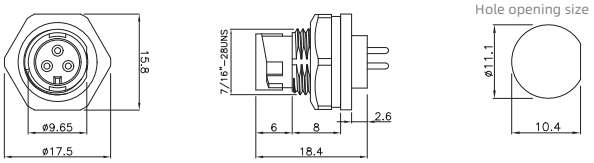
	E7 square flange male socket (Bayonet) E7B - P 3 - PWH Pins: 23456	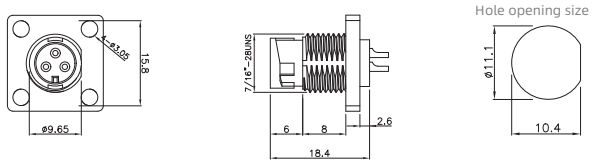
	E7 dust cover (Thread) E7T - VP - ST Tail buckle: ST:Single cut edge connecting tape PI:Plug in connector tape	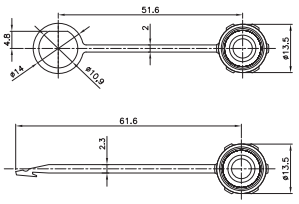
	E7 dust cover (Bayonet) E7B - VP - ST Tail buckle: ST:Single cut edge connecting tape PI:Plug in connector tape	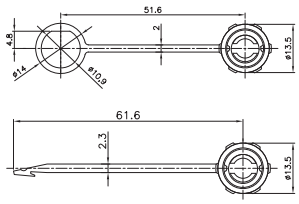

E7·PCB PINS ARRANGEMENT

PINS	2	3	4	5	6	8
PINS ARRANGEMENT	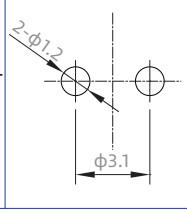	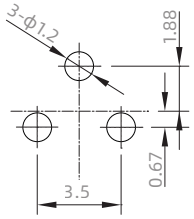	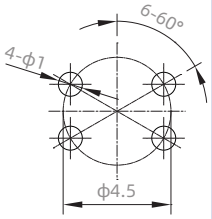	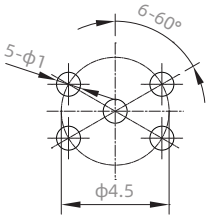	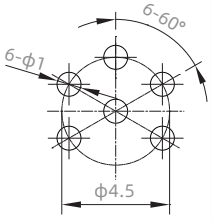	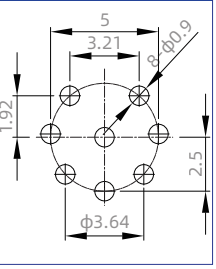

E7·ELECTRICAL PARAMETERS

PINS ARRANGEMENT & TECHNICAL PARAMETERS						
PINS	2	3	4	5	6	8
PINS ARRANGEMENT	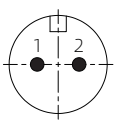	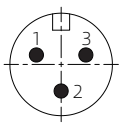	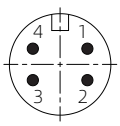	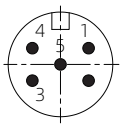	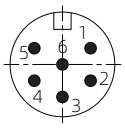	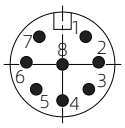
SPECIFICATIONS						
PINS	2	3	4	5	6	8
WIRE GAUGE	0.519mm²(20AWG)		0.34mm²(20AWG)			
PIN TYPE	ϕ1.0mm		ϕ0.8mm			
WIRING RANGE	3.5mm ~ 6.8mm					
WATERPROOF GRADE	IP67					
DURABILITY	⩾500 Cycles					
APPLICABLE TEMPERATURE	With wires:-25℃ ~ +85℃ / Assemble:-55℃ ~ +125℃					
RATED VOLTAGE	125V	125V	60V	60V	60V	60V
RATED CURRENT	5A	5A	2A	2A	2A	2A

E10 Series

Specifications: 5/8"-27UNS U.S. standard thread

Processing technology: wire bonding, riveting, DIP, front board installation, rear board installation

Pins number: 2-12 pins, Current: high current and low current,

Rich structure

Widely used in LED display, monitoring, automation equipment and outdoor communication equipment.



Product parameters

HOUSING MATERIAL	Thermoplastic PA66	**FLAME RATING**	UL94-V0
CONTACT MATERIAL	Brass Phosphorus copper gold-plated	**CONTACT IMPEDANCE**	≤5mΩ
SEALING MATERIAL	Epoxy resin / Rubber	**INSULATION IMPEDANCE**	≥100MΩ
CONNECTION METHOD	Thread(T); Bayonet(B)	**DURABILITY**	≥500 Cycles
WIRING PROCESS	Solder	**APPLICABLE TEMPERATURE**	With wires: -25℃ ~ +85℃ Assemble: -55℃ ~ +125℃
WIRING RANGE	4.0mm ~ 8.0mm	**WATERPROOF RATING**	IP67

E10 SERIES CONNECTOR-THREADED

Fromal

PRODUCT FIGURE	NAME/TYPE NO.	DIMENSIONS
	E10 straight female assembled plug (Threaded) E10T - S 3B - PWA 06 Pins: A:2 3 4 5 6 7 8 10 12 B:2B 3B 4B C:2C 3C 4C	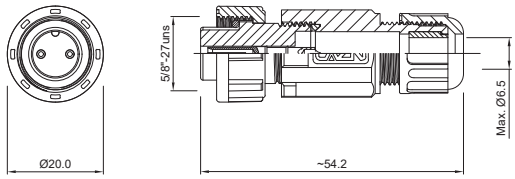
	E10 straight female overmolded plug (Threaded) E10T - S 3B - MWA - 1 PV Pins: A:2 3 4 5 6 7 8 10 12 B:2B 3B 4B C:2C 3C 4C Cable(M): 1:1M 2.5:2.5M ..... Wire: PV:PVC PU:PU	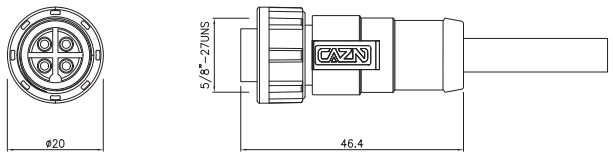
	E10 angled female overmolded plug (Threaded) E10T - S 3B - MWD - 1 PV Pins: A:2 3 4 5 6 7 8 10 12 B:2B 3B 4B C:2C 3C 4C Cable(M): 1:1M 2.5:2.5M ..... Wire: PV:PVC PU:PU	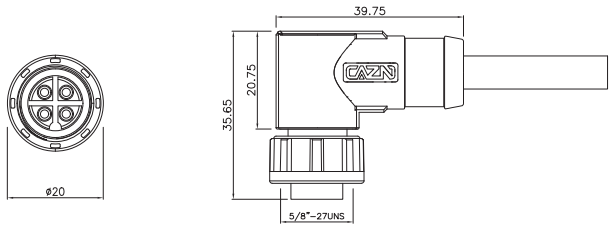
	E10 straight male assembled mating plug (Threaded) E10T - P 3B - PWK 06 Pins: A:2 3 4 5 6 7 8 10 12 B:2B 3B 4B C:2C 3C 4C	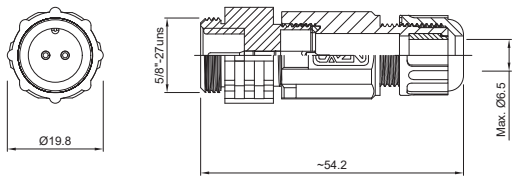
	E10 straight male overmolded mating plug (Threaded) E10T - P 3B - MWK - 1 PV Pins: A:2 3 4 5 6 7 8 10 12 B:2B 3B 4B C:2C 3C 4C Cable(M): 1:1M 2.5:2.5M ..... Wire: PV:PVC PU:PU	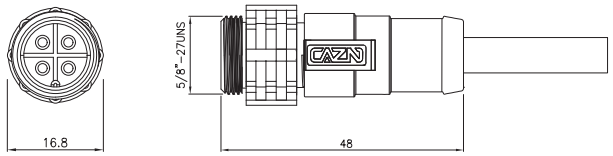
	E10 male front mount solder receptacle (Threaded) E10T - P 3B - PWB Pins: A:2 3 4 5 6 7 8 10 12 B:2B 3B 4B C:2C 3C 4C	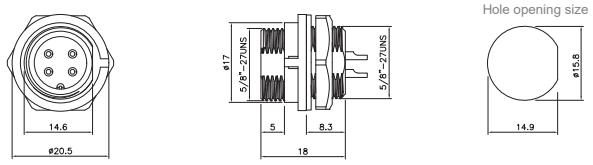
	E10 male back mount solder receptacle (Threaded) E10T - P 3B - PWF Pins: A:2 3 4 5 6 7 8 10 12 B:2B 3B 4B C:2C 3C 4C	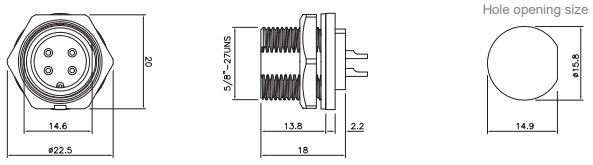

E10 SERIES CONNECTOR-THREADED

PRODUCT FIGURE	NAME/TYPE NO.	DIMENSIONS
	E10 male back mount PCB receptacle (Threaded) E10T - P 3B - PPF Pins: A:2 3 4 5 6 7 8 10 12 B:2B 3B 4B C:2C 3C 4C	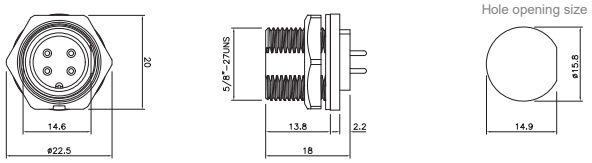
	E10 straight male assembled plug (Threaded) E10T - P 3B - PWA 06 Pins: A:2 3 4 5 6 7 8 B:2B 3B 4B C:2C 3C 4C	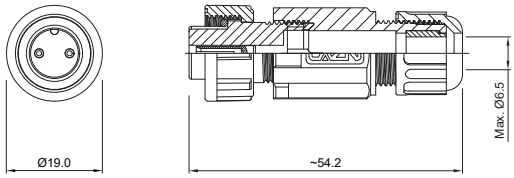
	E10 straight male overmolded plug (Threaded) E10T - P 3B - MWA - 1 PV Pins: A:2 3 4 5 6 7 8 B:2B 3B 4B C:2C 3C 4C Cable(M): 1:1M 2.5:2.5M ..... Wire: PV:PVC PU:PU	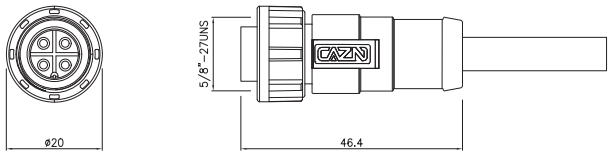
	E10 angled male overmolded plug (Threaded) E10T - P 3B - MWD - 1 PV Pins: A:2 3 4 5 6 7 8 B:2B 3B 4B C:2C 3C 4C Cable(M): 1:1M 2.5:2.5M ..... Wire: PV:PVC PU:PU	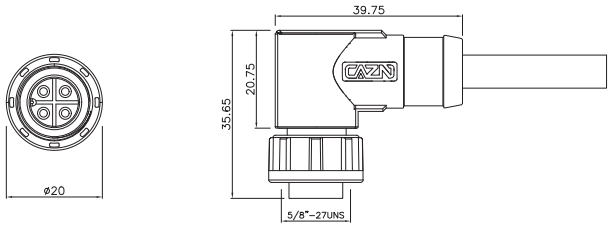
	E10 female front mount solder receptacle (Threaded) E10T - S 3B - PWB Pins: A:2 3 4 5 6 7 8 B:2B 3B 4B C:2C 3C 4C	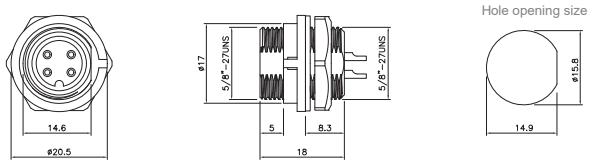
	E10 female back mount solder receptacle (Threaded) E10T - S 3B - PWF Pins: A:2 3 4 5 6 7 8 B:2B 3B 4B C:2C 3C 4C	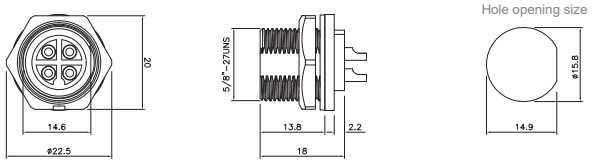
	E10 female back mount PCB receptacle (Threaded) E10T - S 3B - PPF Pins: A:2 3 4 5 6 7 8 B:2B 3B 4B C:2C 3C 4C	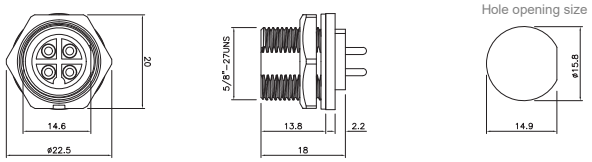

Reverse

E10 SERIES CONNECTOR-THREADED

PRODUCT FIGURE	NAME/TYPE NO.	DIMENSIONS
	E10 dust cover round hole (Thread) E10T-VP-ST	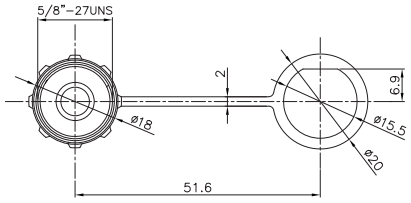
	E10 dust cover latch (Thread) E10T-VP-PI	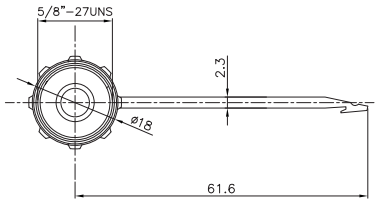

E10·PCB PINS ARRANGEMENT

PINS	2	3	4	5	6	7	8	10	12
A-code	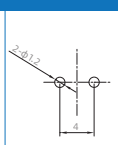	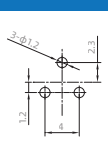	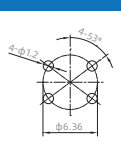	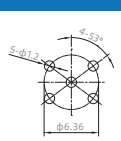	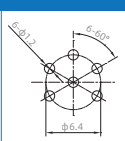	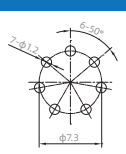	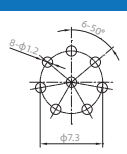	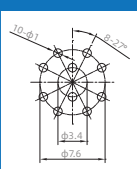	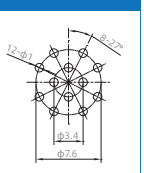

PINS	2B	3B	4B
B-code	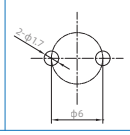	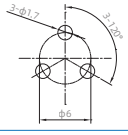	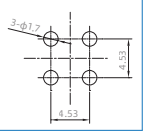

PINS	2C	3C	4C
C-code	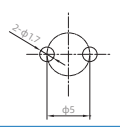	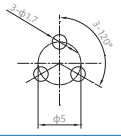	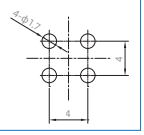

E10·ELECTRICAL PARAMETERS

PINS ARRANGEMENT & TECHNICAL PARAMETERS															
PINS	2B		3B		4B		2C		3C		4C				
PINS ARRANGEMENT					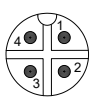		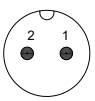		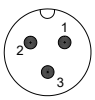						
PINS	2		3		4		5		6		7		8	10	12
PINS ARRANGEMENT															

SPECIFICATIONS															
PINS	2B	3B	4B	2C	3C	4C	2	3	4	5	6	7	8	10	12
WIRE GAUGE	0.823mm²(18AWG)						0.519mm²(20AWG)							0.34mm²(22AWG)	
PIN TYPE	ϕ1.6mm						ϕ1.0mm							ϕ0.8mm	
WIRING RANGE	4.0mm ~ 8.0mm														
WATERPROOF GRADE	IP67														
DURABILITY	⩾500 Cycles														
APPLICABLE TEMPERATURE	With wires:-25℃ ~ +85℃ / Assemble:-55℃ ~ +125℃														
RATED VOLTAGE	300V	300V	300V	125V	125V	125V	60V	60V	60V	60V	60V	60V	60V	30V	30V
RATED CURRENT	10A	10A	10A	10A	10A	10A	5A	5A	5A	5A	5A	5A	5A	2A	2A

E10 SERIES CONNECTOR-BAYONET

PRODUCT FIGURE	NAME/TYPE NO.	DIMENSIONS
	E10 straight female assembled plug (Bayonet) E10B - S 3B - PWA 06 Pins: A:2 3 4 5 6 7 8 10 12 B:2B 3B 4B C:2C 3C 4C	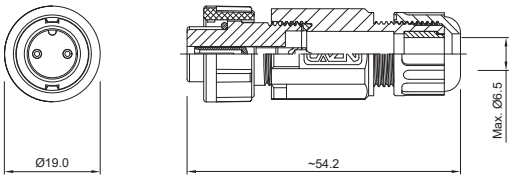
	E10 straight female overmolded plug (Bayonet) E10B - S 3B - MWA - 1 PV Pins: A:2 3 4 5 6 7 8 10 12 B:2B 3B 4B C:2C 3C 4C Cable(M): 1:1M 2.5:2.5M ..... Wire: PV:PVC PU:PU	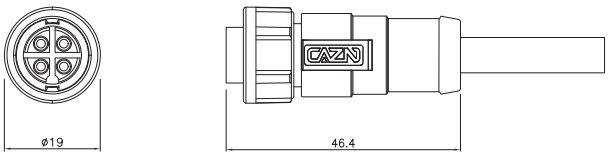
	E10 angled female overmolded plug (Bayonet) E10B - S 3B - MWD - 1 PV Pins: A:2 3 4 5 6 7 8 10 12 B:2B 3B 4B C:2C 3C 4C Cable(M): 1:1M 2.5:2.5M ..... Wire: PV:PVC PU:PU	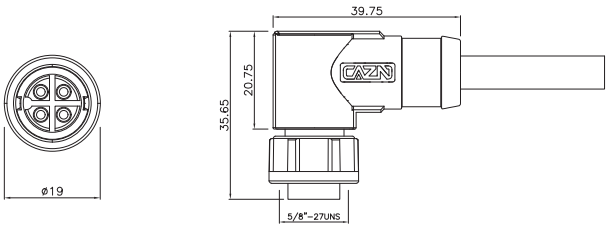
	E10 straight male assembled mating plug (Bayonet) E10B - P 3B - PWK 06 Pins: A:2 3 4 5 6 7 8 10 12 B:2B 3B 4B C:2C 3C 4C	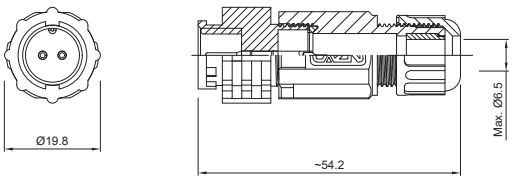
	E10 straight male overmolded mating plug (Bayonet) E10B - P 3B - MWK - 1 PV Pins: A:2 3 4 5 6 7 8 10 12 B:2B 3B 4B C:2C 3C 4C Cable(M): 1:1M 2.5:2.5M ..... Wire: PV:PVC PU:PU	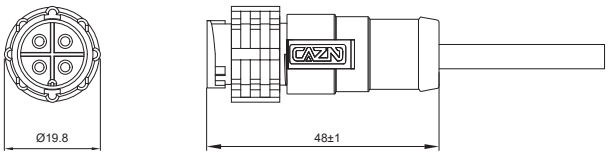
	E10 male front mount solder receptacle (Bayonet) E10B - P 3B - PWB Pins: A:2 3 4 5 6 7 8 10 12 B:2B 3B 4B C:2C 3C 4C	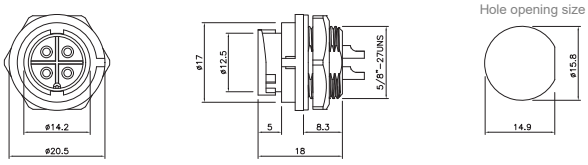
	E10 male back mount solder receptacle (Bayonet) E10B - P 3B - PWF Pins: A:2 3 4 5 6 7 8 10 12 B:2B 3B 4B C:2C 3C 4C	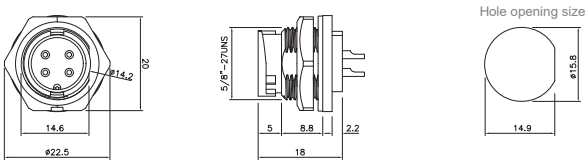

E10 SERIES CONNECTOR-BAYONET

PRODUCT FIGURE	NAME/TYPE NO.	DIMENSIONS
	E10 male back mount PCB receptacle (Bayonet) E10B - P 3B - PPF Pins: A:2 3 4 5 6 7 8 10 12 B:2B 3B 4B C:2C 3C 4C	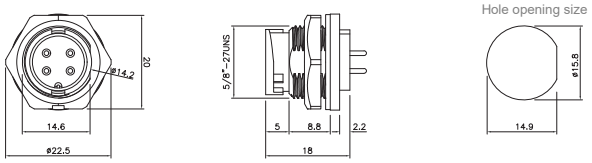
	E10 straight male assembled plug (Bayonet) E10B - P 3B - PWA 06 Pins: A:2 3 4 5 6 7 8 B:2B 3B 4B C:2C 3C 4C	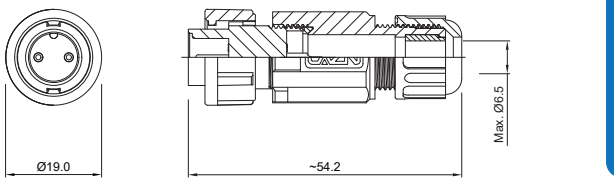
	E10 straight male overmolded plug (Bayonet) E10B - P 3B - MWA - 1 PV Pins: A:2 3 4 5 6 7 8 B:2B 3B 4B C:2C 3C 4C Cable(M): 1:1M 2.5:2.5M ..... Wire: PV:PVC PU:PU	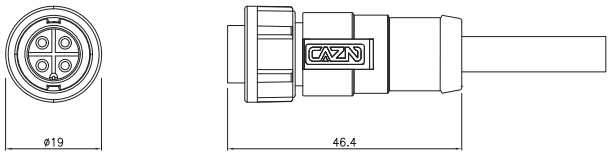
	E10 angled male overmolded plug (Bayonet) E10B - P 3B - MWD - 1 PV Pins: A:2 3 4 5 6 7 8 B:2B 3B 4B C:2C 3C 4C Cable(M): 1:1M 2.5:2.5M ..... Wire: PV:PVC PU:PU	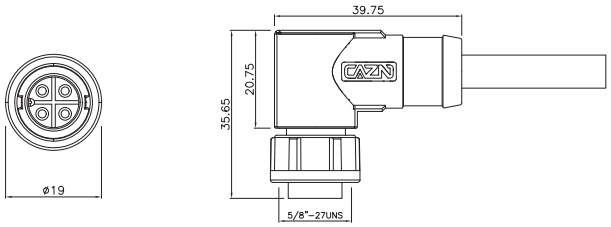
	E10 female front mount solder receptacle (Bayonet) E10B - S 3B - PWB Pins: A:2 3 4 5 6 7 8 B:2B 3B 4B C:2C 3C 4C	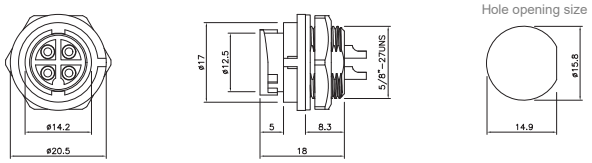
	E10 female back mount solder receptacle (Bayonet) E10B - S 3B - PWF Pins: A:2 3 4 5 6 7 8 B:2B 3B 4B C:2C 3C 4C	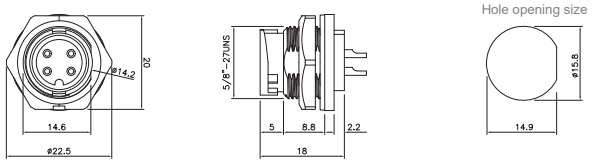
	E10 female back mount PCB receptacle (Bayonet) E10B - S 3B - PPF Pins: A:2 3 4 5 6 7 8 B:2B 3B 4B C:2C 3C 4C	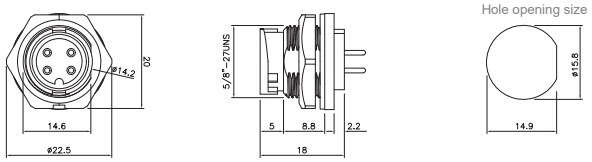

Reverse

E10 SERIES CONNECTOR-BAYONET

PRODUCT FIGURE	NAME/TYPE NO.	DIMENSIONS
	E10 dust cover round hole (Bayonet) E10B-VP-ST	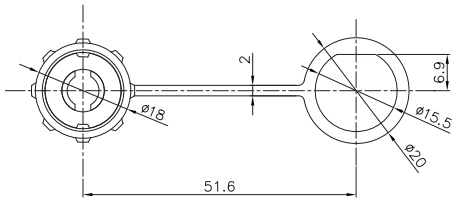
	E10 dust cover latch (Bayonet) E10B-VP-PI	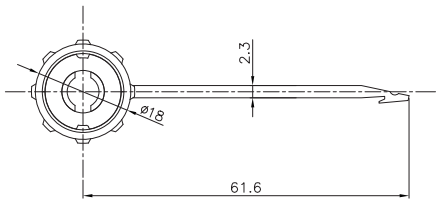

E10·PCB PINS ARRANGEMENT

PINS	2	3	4	5	6	7	8	10	12
A-code	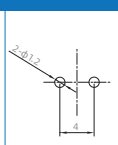	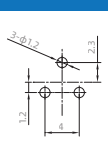	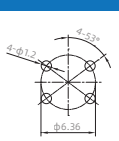	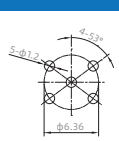	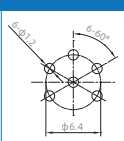	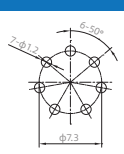	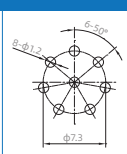	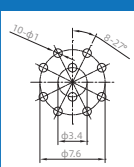	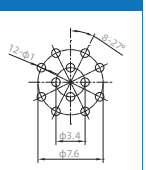

PINS	2B	3B	4B
B-code	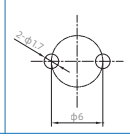	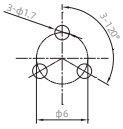	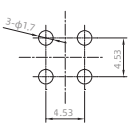

PINS	2C	3C	4C
C-code	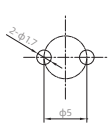	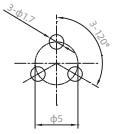	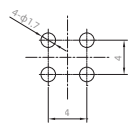

E10·ELECTRICAL PARAMETERS

PINS ARRANGEMENT & TECHNICAL PARAMETERS															
PINS	2B		3B		4B		2C		3C		4C				
PINS ARRANGEMENT			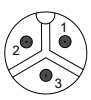		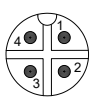		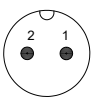		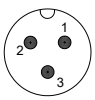						
PINS	2		3		4		5		6		7		8	10	12
PINS ARRANGEMENT															

SPECIFICATIONS															
PINS	2B	3B	4B	2C	3C	4C	2	3	4	5	6	7	8	10	12
WIRE GAUGE	0.823mm²(18AWG)						0.519mm²(20AWG)							0.34mm²(22AWG)	
PIN TYPE	ϕ1.6mm						ϕ1.0mm							ϕ0.8mm	
WIRING RANGE	4.0mm ~ 8.0mm														
WATERPROOF GRADE	IP67														
DURABILITY	⩾500 Cycles														
APPLICABLE TEMPERATURE	With wires:-25℃ ~ +85℃ / Assemble:-55℃ ~ +125℃														
RATED VOLTAGE	300V	300V	300V	125V	125V	125V	60V	60V	60V	60V	60V	60V	60V	30V	30V
RATED CURRENT	10A	10A	10A	10A	10A	10A	5A	5A	5A	5A	5A	5A	5A	2A	2A

E13 Series

Specifications: 13/16"-28UNS U.S. standard thread

Pins number: 2-18 pins, Current: 2A, 5A, 10A, 20A and 15+2A(Mixed-current)

Processing technology: wire bonding, riveting, DIP, front board installation, rear board installation

Rich structure

Widely used in LED display, monitoring, automation equipment and outdoor communication equipment.



Product parameters

HOUSING MATERIAL	Thermoplastic PA66	**FLAME RATING**	UL94-V0
CONTACT MATERIAL	Brass Phosphorus copper gold-plated	**CONTACT IMPEDANCE**	≤5mΩ
SEALING MATERIAL	Epoxy resin / Rubber	**INSULATION IMPEDANCE**	≥100MΩ
CONNECTION METHOD	Thread(T); Bayonet(B)	**DURABILITY**	≥500 Cycles
WIRING PROCESS	Solder	**APPLICABLE TEMPERATURE**	With wires: -25℃ ~ +85℃ Assemble: -55℃ ~ +125℃
WIRING RANGE	6.0mm ~ 10.0mm	**WATERPROOF RATING**	IP67

E13 SERIES CONNECTOR-THREADED

PRODUCT FIGURE	NAME/TYPE NO.	DIMENSIONS
	E13 straight female Assembled plug (Threaded) E13T - S 3B - PWA 08 Pins: A:2 3 4 5 6 7 8 9 / 10 12 14 18 / B:2B 3B 4B / C:8C outlet: 08:φ8 10:φ10	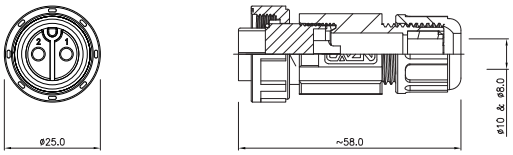
	E13 straight female overmolded plug (Threaded) E13T - S 3B - MWA - 1 PV Pins: A:2 3 4 5 6 7 8 9 / 10 12 14 18 / B:2B 3B 4B / C:8C Cable(M): 1:1M 2.5:2.5M ..... Wire: PV:PVC PU:PU	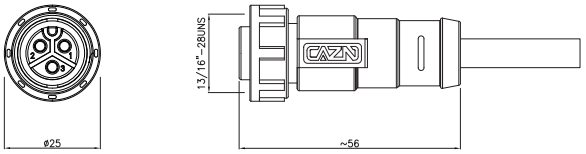
	E13 angled female overmolded plug (Threaded) E13T - S 3B - MWD - 1 PV Pins: A:2 3 4 5 6 7 8 9 / 10 12 14 18 / B:2B 3B 4B / C:8C Cable(M): 1:1M 2.5:2.5M ..... Wire: PV:PVC PU:PU	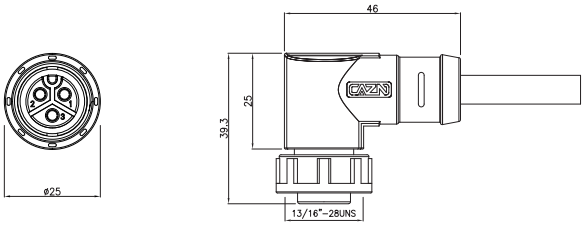
	E13 straight male Assembled mating plug (Threaded) E13T - P 3B - PWK 08 Pins: A:2 3 4 5 6 7 8 9 / 10 12 14 18 / B:2B 3B 4B / C:8C outlet: 08:φ8 10:φ10	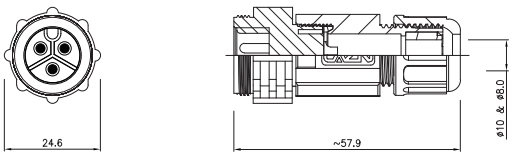
	E13 straight male overmolded mating plug (Threaded) E13T - P 3B - MWK - 1 PV Pins: A:2 3 4 5 6 7 8 9 / 10 12 14 18 / B:2B 3B 4B / C:8C Cable(M): 1:1M 2.5:2.5M ..... Wire: PV:PVC PU:PU	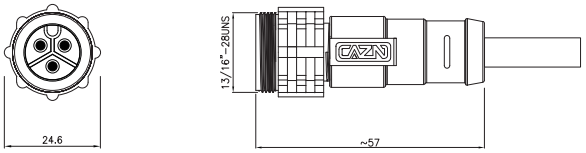
	E13 male front mount solder receptacle (Threaded) E13T - P 3B - PWB Pins: A:2 3 4 5 6 7 8 9 / 10 12 14 18 / B:2B 3B 4B / C:8C	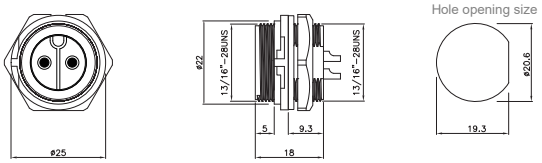
	E13 male back mount solder receptacle (Threaded) E13T - P 3B - PWF Pins: A:2 3 4 5 6 7 8 9 / 10 12 14 18 / B:2B 3B 4B / C:8C	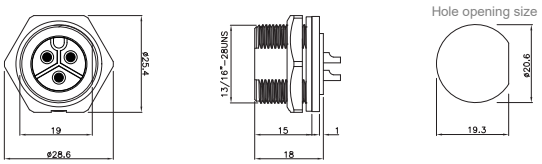

E13 SERIES CONNECTOR-THREADED

PRODUCT FIGURE	NAME/TYPE NO.	DIMENSIONS
	E13 male back mount PCB receptacle (Threaded) E13T - P 3B - PPF Pins: A:2 3 4 5 6 7 8 9 10 12 14 18 B:2B 3B 4B C:8C	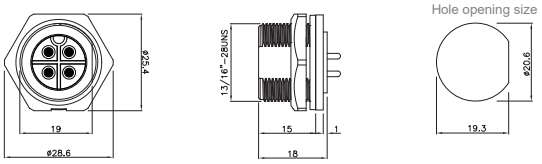
	E13 straight male Assembled plug (Threaded) E13T - P 3B - PWA 08 Pins: A:2 3 4 5 6 7 8 9 10 12 14 B:2B 3B 4B C:8C outlet: 08:ϕ8 10:ϕ10	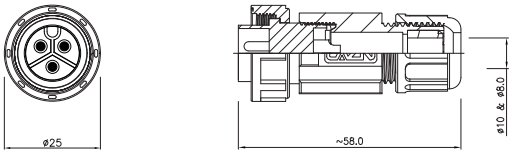
	E13 straight male overmolded plug (Threaded) E13T - P 3B - MWA - 1 PV Pins: A:2 3 4 5 6 7 8 9 10 12 14 B:2B 3B 4B C:8C Cable(M): 1:1M 2.5:2.5M ..... Wire: PV:PVC PU:PU	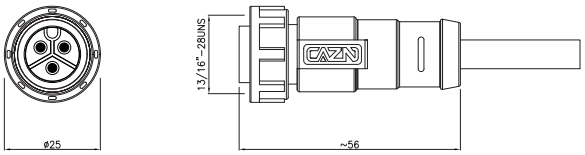
	E13 angled male overmolded plug (Threaded) E13T - P 3B - MWD - 1 PV Pins: A:2 3 4 5 6 7 8 9 10 12 14 B:2B 3B 4B C:8C Cable(M): 1:1M 2.5:2.5M ..... Wire: PV:PVC PU:PU	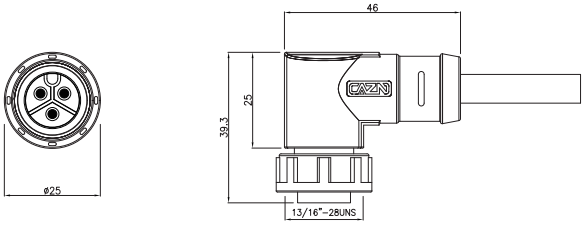
	E13 female front mount solder receptacle (Threaded) E13T - S 3B - PWB Pins: A:2 3 4 5 6 7 8 9 10 12 14 B:2B 3B 4B C:8C	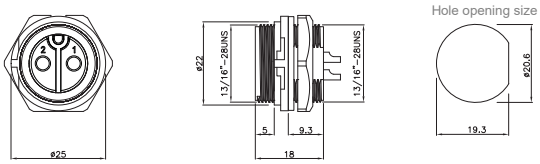
	E13 female back mount solder receptacle (Threaded) E13T - S 3B - PWF Pins: A:2 3 4 5 6 7 8 9 10 12 14 B:2B 3B 4B C:8C	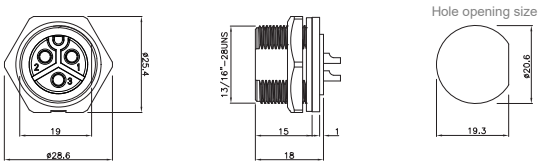
	E13 female back mount PCB receptacle (Threaded) E13T - S 3B - PPF Pins: A:2 3 4 5 6 7 8 9 10 12 14 B:2B 3B 4B C:8C	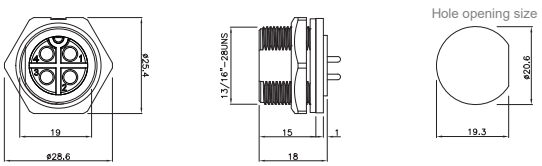

Reverse

E13 SERIES CONNECTOR-THREADED

PRODUCT FIGURE	NAME/TYPE NO.	DIMENSIONS
	E13 dust cover round hole (Thread) E13T-VP-ST	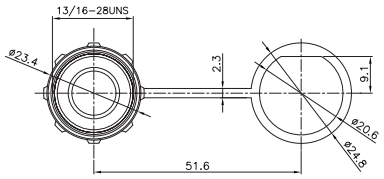
	E13 dust cover latch (Thread) E13T-VP-PI	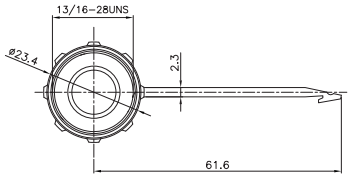

Accessories

E13·PCB PINS ARRANGEMENT

4	5	6	7	8	9
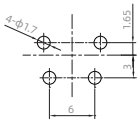	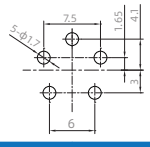	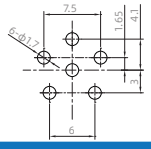	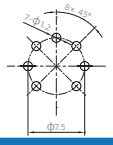	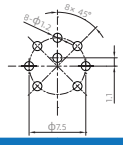	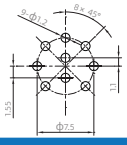

10	12	14	18
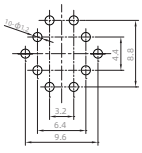	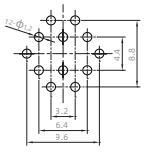	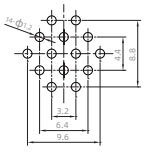	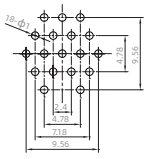

E13·ELECTRICAL PARAMETERS

PINS ARRANGEMENT & TECHNICAL PARAMETERS															
PINS	2B	3B	4B	2	3	4	5	6	8C	7	8	9	10	12	14	18
PINS ARRANGEMENT				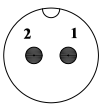	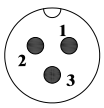	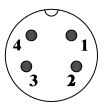	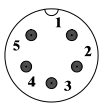	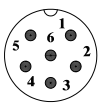								
PINS	8C	7	8	9	10	12	14	18								
PINS ARRANGEMENT		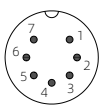	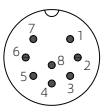	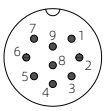		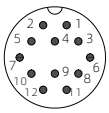	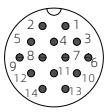	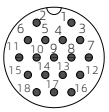								

SPECIFICATIONS																
PINS	2B	3B	4B	2	3	4	5	6	8C	7	8	9	10	12	14	18
WIRE GAUGE	2.5mm²(14AWG)					0.823mm²(18AWG)			16AWG + 22AWG	0.519mm²(20AWG)						22AWG
PIN TYPE	ϕ2.4mm					ϕ1.6mm			ϕ2.0mm + ϕ0.8mm	ϕ1.0mm						ϕ0.8mm
WIRING RANGE	6.0mm ~ 10.0mm															
WATERPROOF GRADE	IP67															
DURABILITY	⩾500 Cycles															
APPLICABLE TEMPERATURE	With wires:-25℃ ~ +85℃ / Assemble:-55℃ ~ +125℃															
RATED VOLTAGE	300V	300V	300V	125V	125V	125V	125V	125V	125+30V	60V	60V	60V	60V	60V	60V	30V
RATED CURRENT	20A	20A	20A	20A	20A	10A	10A	10A	15+2A	5A	5A	5A	5A	5A	5A	2A

E13 SERIES CONNECTOR-BAYONET

Fromal

PRODUCT FIGURE	NAME/TYPE NO.	DIMENSIONS
	E13 straight female Assembled plug (Bayonet) E13B - S 3B - PWA 08 Pins: A:2 3 4 5 6 7 8 9 / 10 12 14 18 / B:2B 3B 4B / C:8C outlet: 08:φ8 10:φ10	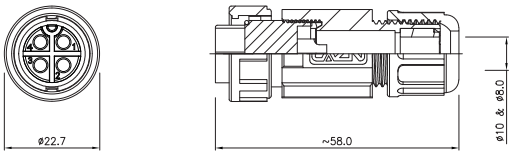
	E13 straight female overmolded plug (Bayonet) E13B - S 3B - MWA - 1 PV Pins: A:2 3 4 5 6 7 8 9 / 10 12 14 18 / B:2B 3B 4B / C:8C Cable(M): 1:1M 2.5:2.5M ..... Wire: PV:PVC PU:PU	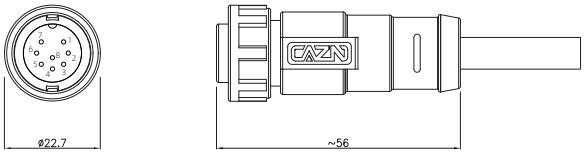
	E13 angled female overmolded plug (Bayonet) E13B - S 3B - MWD - 1 PV Pins: A:2 3 4 5 6 7 8 9 / 10 12 14 18 / B:2B 3B 4B / C:8C Cable(M): 1:1M 2.5:2.5M ..... Wire: PV:PVC PU:PU	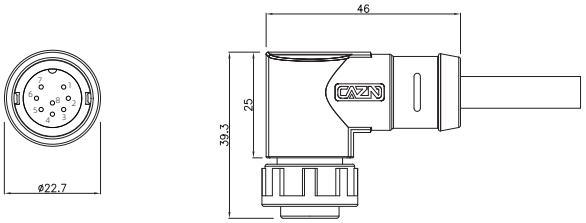
	E13 straight male Assembled mating plug (Bayonet) E13B - P 3B - PWK 08 Pins: A:2 3 4 5 6 7 8 9 / 10 12 14 18 / B:2B 3B 4B / C:8C outlet: 08:φ8 10:φ10	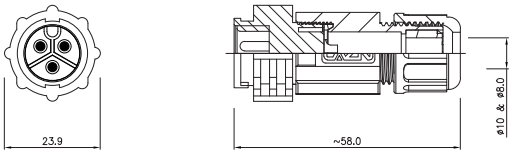
	E13 straight male overmolded mating plug (Bayonet) E13B - P 3B - MWK - 1 PV Pins: A:2 3 4 5 6 7 8 9 / 10 12 14 18 / B:2B 3B 4B / C:8C Cable(M): 1:1M 2.5:2.5M ..... Wire: PV:PVC PU:PU	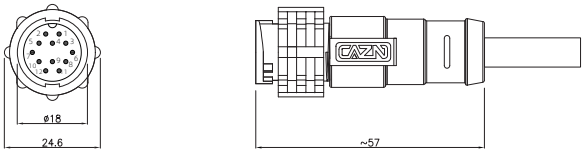
	E13 male front mount solder receptacle (Bayonet) E13B - P 3B - PWB Pins: A:2 3 4 5 6 7 8 9 / 10 12 14 18 / B:2B 3B 4B / C:8C	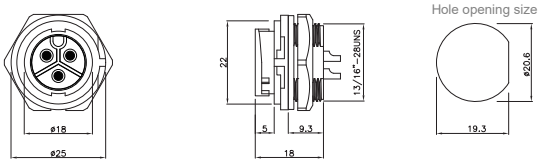
	E13 male back mount solder receptacle (Bayonet) E13B - P 3B - PWF Pins: A:2 3 4 5 6 7 8 9 / 10 12 14 18 / B:2B 3B 4B / C:8C	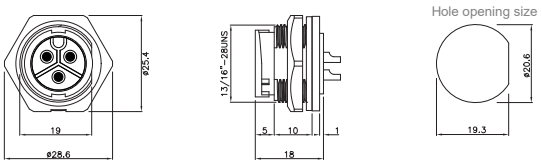

E13 SERIES CONNECTOR-BAYONET

PRODUCT FIGURE	NAME/TYPE NO.	DIMENSIONS
	E13 male back mount PCB receptacle (Bayonet) E13B - P 3B - PPF Pins: A:2 3 4 5 6 7 8 9 10 12 14 18 B:2B 3B 4B C:8C	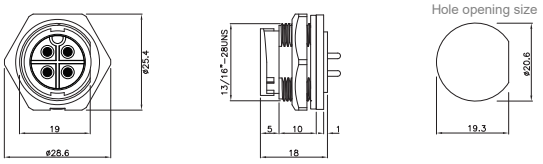
	E13 straight male Assembled plug (Bayonet) E13B - P 3B - PWA 08 Pins: A:2 3 4 5 6 7 8 9 10 12 14 B:2B 3B 4B C:8C outlet: 08:ϕ8 10:ϕ10	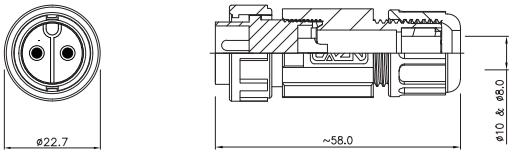
	E13 straight male overmolded plug (Bayonet) E13B - P 3B - MWA - 1 PV Pins: A:2 3 4 5 6 7 8 9 10 12 14 B:2B 3B 4B C:8C Cable(M): 1:1M 2.5:2.5M ..... Wire: PV:PVC PU:PU	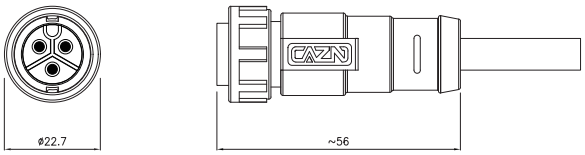
	E13 angled male overmolded plug (Bayonet) E13B - P 3B - MWD - 1 PV Pins: A:2 3 4 5 6 7 8 9 10 12 14 B:2B 3B 4B C:8C Cable(M): 1:1M 2.5:2.5M ..... Wire: PV:PVC PU:PU	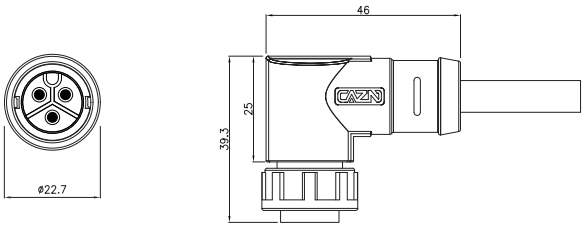
	E13 female front mount solder receptacle (Bayonet) E13B - S 3B - PWB Pins: A:2 3 4 5 6 7 8 9 10 12 14 B:2B 3B 4B C:8C	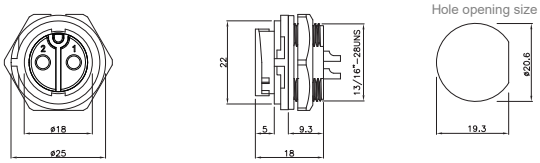
	E13 female back mount solder receptacle (Bayonet) E13B - S 3B - PWF Pins: A:2 3 4 5 6 7 8 9 10 12 14 B:2B 3B 4B C:8C	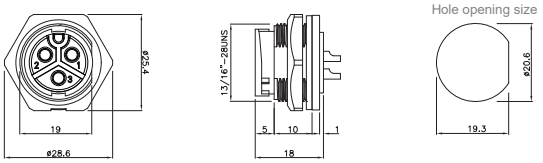
	E13 female back mount PCB receptacle (Bayonet) E13B - S 3B - PPF Pins: A:2 3 4 5 6 7 8 9 10 12 14 B:2B 3B 4B C:8C	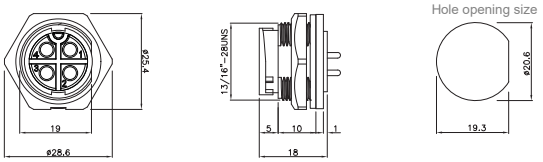

Reverse

E13 SERIES CONNECTOR-BAYONET

PRODUCT FIGURE	NAME/TYPE NO.	DIMENSIONS
	E13 dust cover round hole (Bayonet) E13B-VP-ST	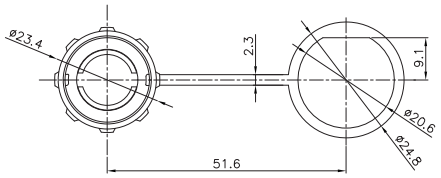
	E13 dust cover latch (Bayonet) E13B-VP-PI	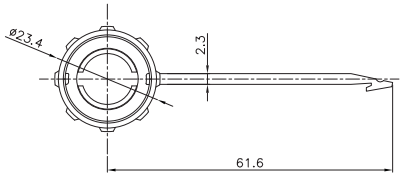

E13·PCB PINS ARRANGEMENT

4	5	6	7	8	9
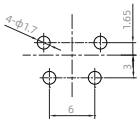	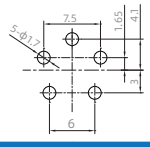	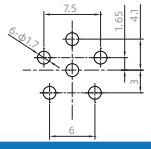	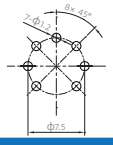	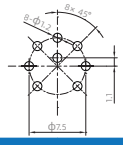	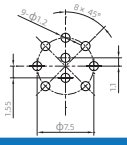

10	12	14	18
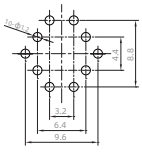	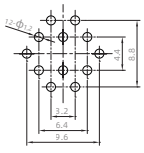	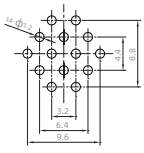	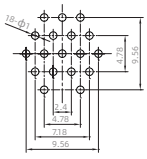

E13·ELECTRICAL PARAMETERS

PINS ARRANGEMENT & TECHNICAL PARAMETERS															
PINS	2B	3B	4B	2	3	4	5	6	8C	7	8	9	10	12	14	18
PINS ARRANGEMENT					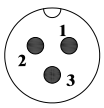	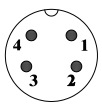	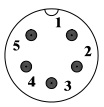	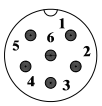								
PINS	8C	7	8	9	10	12	14	18								
PINS ARRANGEMENT			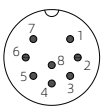	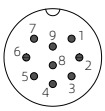		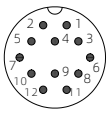	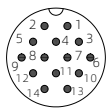	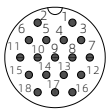								

SPECIFICATIONS																
PINS	2B	3B	4B	2	3	4	5	6	8C	7	8	9	10	12	14	18
WIRE GAUGE	2.5mm²(14AWG)					0.823mm²(18AWG)			16AWG + 22AWG	0.519mm²(20AWG)						22AWG
PIN TYPE	ϕ2.4mm					ϕ1.6mm			ϕ2.0mm + ϕ0.8mm	ϕ1.0mm						ϕ0.8mm
WIRING RANGE	6.0mm ~ 10.0mm															
WATERPROOF GRADE	IP67															
DURABILITY	⩾500 Cycles															
APPLICABLE TEMPERATURE	With wires:-25℃ ~ +85℃ / Assemble:-55℃ ~ +125℃															
RATED VOLTAGE	300V	300V	300V	125V	125V	125V	125V	125V	125+30V	60V	60V	60V	60V	60V	60V	30V
RATED CURRENT	20A	20A	20A	20A	20A	10A	10A	10A	15+2A	5A	5A	5A	5A	5A	5A	2A

E16 Series

Specifications: 1"-20UNEF U.S. standard thread

Processing technology: wire bonding, riveting, DIP, front board installation, rear board installation

Pins number: 2-22 pins, Current: 2A, 5A, 10A, 20A and 15+2A(Mix-current)

Rich structure

Widely used in LED display, monitoring, automation equipment and outdoor communication equipment.



Product parameters

HOUSING MATERIAL	Thermoplastic PA66	**FLAME RATING**	UL94-V0
CONTACT MATERIAL	Brass Phosphorus copper gold-plated	**CONTACT IMPEDANCE**	≤5mΩ
SEALING MATERIAL	Epoxy resin / Rubber	**INSULATION IMPEDANCE**	≥100MΩ
CONNECTION METHOD	Bayonet(B)	**DURABILITY**	≥500 Cycles
WIRING PROCESS	Solder	**APPLICABLE TEMPERATURE**	With wires: -25℃ ~ +85℃ Assemble: -55℃ ~ +125℃
WIRING RANGE	6.0mm ~ 12.6mm	**WATERPROOF RATING**	IP67

E16 SERIES CONNECTOR-BAYONET

PRODUCT FIGURE	NAME/TYPE NO.	DIMENSIONS
	E16 straight female assembled plug (Bayonet) E16B - S 3 - PWA12.5 Pins: A:2 3 4 5 6 7 18 20 21 22	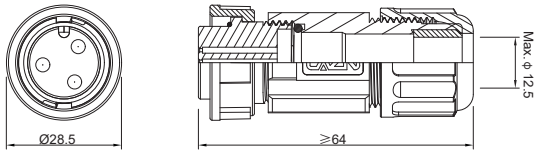
	E16 straight female overmolded plug (Bayonet) E16B - S 3 - MWA - 1 PV Pins: A:2 3 4 5 6 7 18 20 21 22 Cable(M): 1:1M 2.5:2.5M ..... Wire: PV:PVC PU:PU	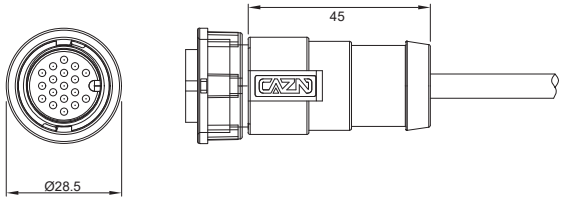
	E16 angled female overmolded plug (Bayonet) E16B - S 3 - MWD - 1 PV Pins: A:2 3 4 5 6 7 18 20 21 22 Cable(M): 1:1M 2.5:2.5M ..... Wire: PV:PVC PU:PU	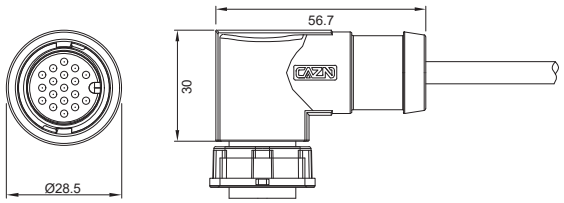
	E16 male back mount solder receptacle (Bayonet) E16B - P 3 - PWF Pins: A:2 3 4 5 6 7 18 20 21 22	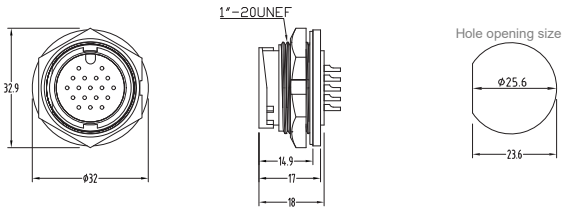
	E16 male back mount PCB receptacle (Bayonet) E16B - P 3 - PPF Pins: A:2 3 4 5 6 7 18 20 21 22	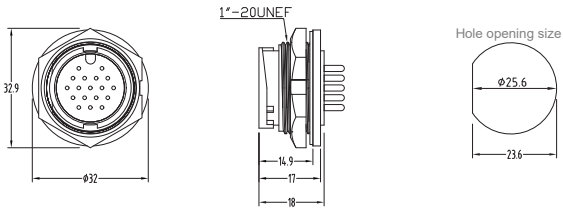
	E16 square flange male socket (Bayonet) E16B - P 3 - PWH Pins: A:2 3 4 5 6 7 18 20 21 22	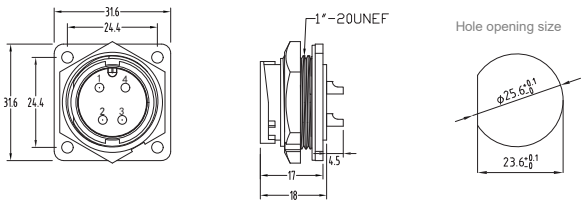
	E16 square flange male PCB plate socket (Bayonet) E16B - P 3 - PPH Pins: A:2 3 4 5 6 7 18 20 21 22	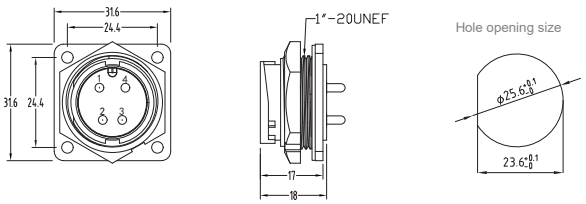
	E16 dust cover round hole (Bayonet) E16B-VP-ST	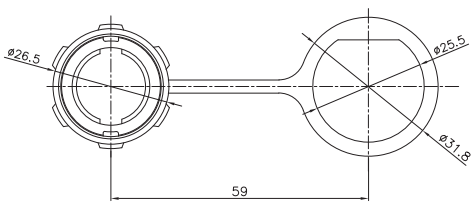

E16·PCB PINS ARRANGEMENT

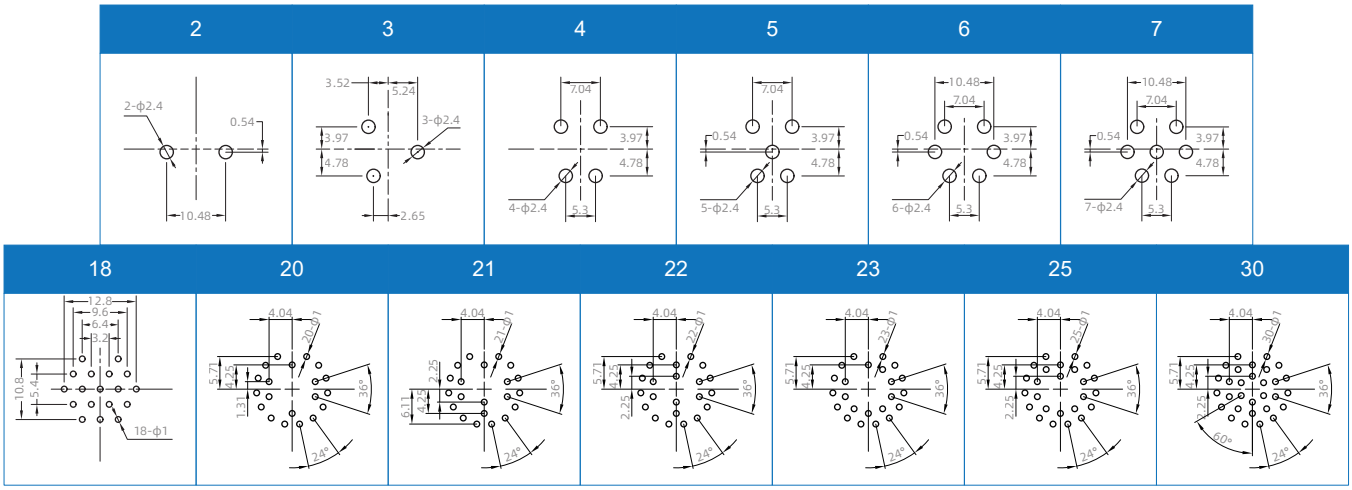

E16·ELECTRICAL PARAMETERS

PINS ARRANGEMENT & TECHNICAL PARAMETERS													
PINS	2	3	4	5	6	7	18	20	21	22	23	25	30
PINS ARRANGEMENT	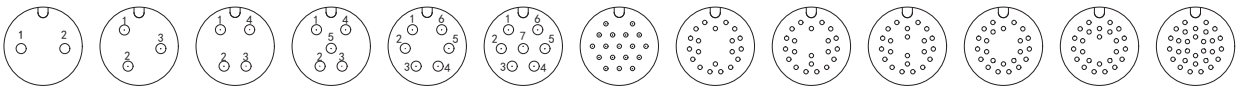												
SPECIFICATIONS													
PINS	2	3	4	5	6	7	18	20	21	22	23	25	30
WIRE GAUGE	0.5~4mm²(16~12AWG)						0.25~0.5mm² (24~20AWG)	0.14~0.25mm²(26~24AWG)					
PIN TYPE	ϕ2.4mm						ϕ1.0mm						
WIRING RANGE	6.0mm ~ 12.6mm												
WATERPROOF GRADE	IP67												
DURABILITY	⩾500 Cycles												
APPLICABLE TEMPERATURE	With wires:-25℃ ~ +85℃ / Assemble:-55℃ ~ +125℃												
RATED VOLTAGE	250~500V	250~500V	250~500V	250V	250V	250V	50V	50V	50V	50V	50V	50V	50V
RATED CURRENT	20A	20A	20A	20A	20A	20A	5A	2A	2A	2A	2A	2A	2A

Waterproof RJ45 series

The product has two standard specifications: CAT5E, CAT6A

Two coupling way: Threaded, Bayonet

A variety of installation: Assembly Plug, Front Mount Socket, Back Mount Socket and PCB Mount Socket



Product parameters

HOUSING MATERIAL	Thermoplastic PA66	**FLAME RATING**	UL94-V0
CONTACT MATERIAL	Brass Phosphorus copper gold-plated	**CONTACT IMPEDANCE**	⩽5mΩ
SEALING MATERIAL	Epoxy resin / Rubber	**INSULATION IMPEDANCE**	⩾100MΩ
WIRING PROCESS	RJ45 riveting	**APPLICABLE TEMPERATURE**	With wires: -25℃ ~ +85℃ Assemble: -55℃ ~ +125℃
WIRING RANGE	5.5mm ~ 7.0mm	**WATERPROOF RATING**	IP67

E-RJ45 SERIES CONNECTOR-THREADED

PRODUCT FIGURE	NAME/TYPE NO.	DIMENSIONS
	RJ45 straight male plastic plug (Threaded) E13T - M RJ - PRA 06 outlet: 06:6mm 08:8mm	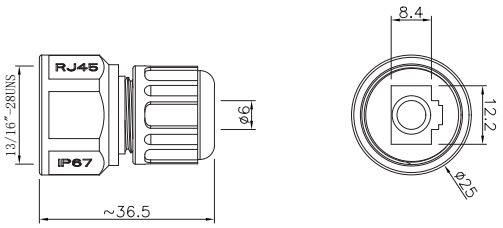
	RJ45 straight male plastic plug (Threaded) E13T - M RJ - PRA P9 - NR outlet: P9: PG9 P13.5: PG13.5	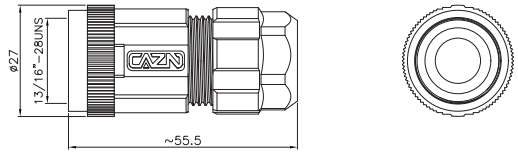
	RJ45 straight male overmolded plug (Threaded) E13T - M R5 - MCA / NCA - 1 PV - S RJ45: R5:5E R6:6A Cable(M): 1:1M 2.5:2.5M ..... Wire: PV:PVC PU:PU S:Shielded Empty:Unshielded	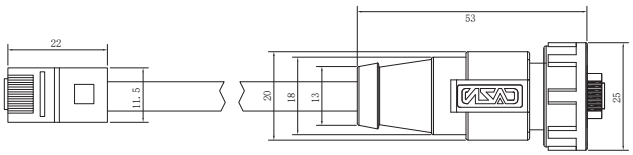
	RJ45 angled male overmolded plug (Threaded) E13T - M R5 - MCD / NCA - 1 PV - S RJ45: R5:5E R6:6A Cable(M): 1:1M 2.5:2.5M ..... Wire: PV:PVC PU:PU S:Shielded Empty:Unshielded	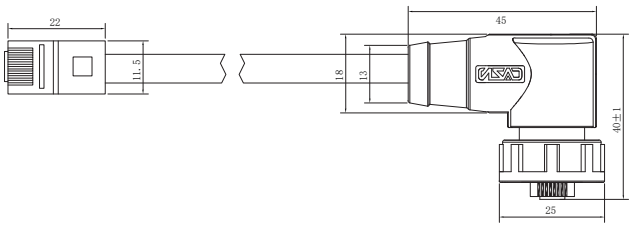
	RJ45 female to female front mount receptacle (Threaded) E13T - F R6 - PRB RJ45: R5:5E R6:6A	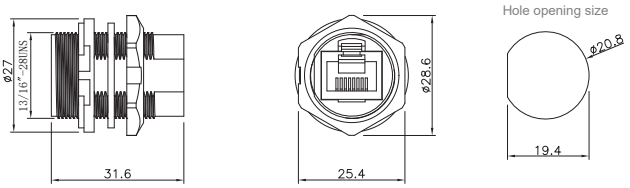
	RJ45 female to female(180°) back mount receptacle (Threaded) E13T - F R6 - PRF - 180 RJ45: R5:5E R6:6A	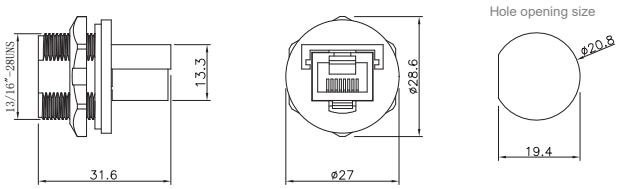
	RJ45 female to female(90°) back mount receptacle (Threaded) E13T - F R6 - PRF - 90 RJ45: R5:5E R6:6A	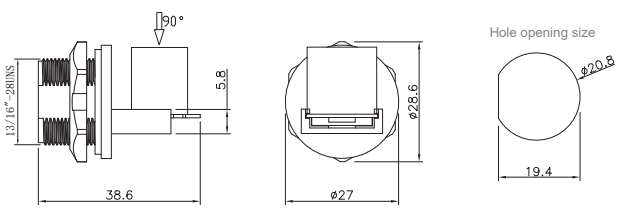

E-RJ45 SERIES CONNECTOR-THREADED

PRODUCT FIGURE	NAME/TYPE NO.	DIMENSIONS
	RJ45 female solder board rear socket (Glued)(Threaded) E13T - F R5 - PWF / M R5- NCA - 1 PV - JD RJ45: R5:5E R6:6A Cable(M): 1:1M 2.5:2.5M ..... Wire: PV:PVC PU:PU JD:Grounded Empty:Ungrounded	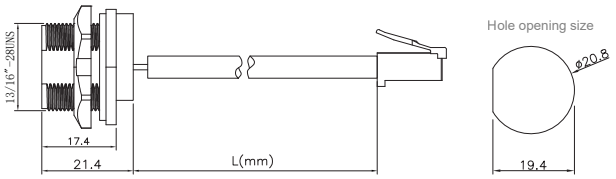
	RJ45 female solder board rear socket (no glue)(Threaded) E13T - F R5 - PWF / M R5- NCA - 1 PV - JD - PCB RJ45: R5:5E R6:6A Cable(M): 1:1M 2.5:2.5M ..... Wire: PV:PVC PU:PU JD:Grounded Empty:Ungrounded	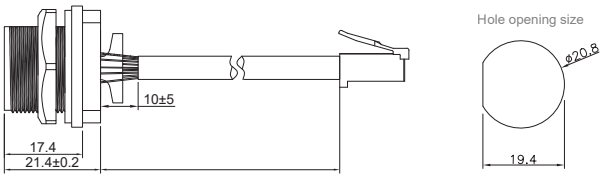
	RJ45 female back mount PCB receptacle (Threaded) E13T - F R6 - PPF RJ45: R5:5E R6:6A	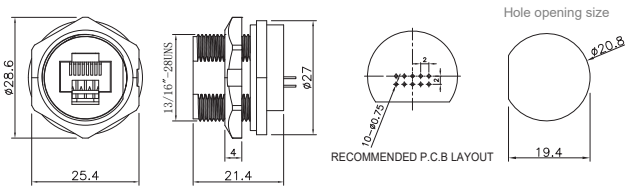
	RJ45 female back mount receptacle with wire (Threaded)(External welding plate) E13T - F R6 - PWF RJ45: R5:5E R6:6A	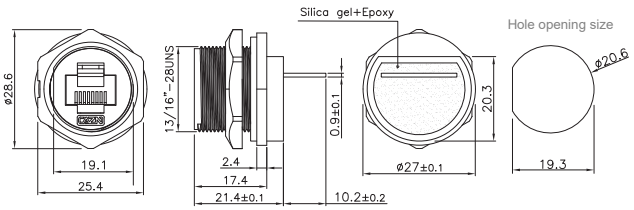
	RJ45 female to female relay receptacle (Threaded) E13T - F R6 - PRR RJ45: R5:5E R6:6A	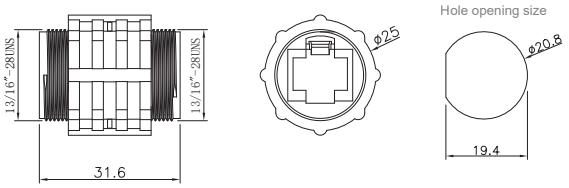
	RJ45 female back panel socket (non-potted) (threaded type) (Network port 180° rotating terminal) E13T - F R6 - PRF-TM-01 RJ45: R5:5E R6:6A	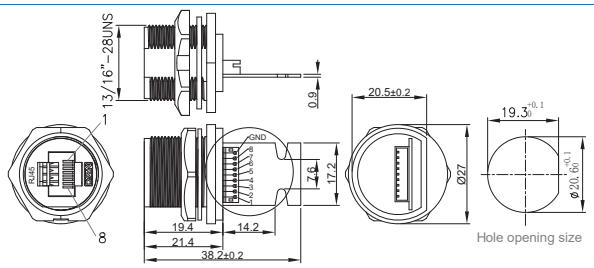
	RJ45 female back panel socket (non-potted) (threaded type) (Network port 90° rotary pin socket) E13T - F R6 - PRF-TN RJ45: R5:5E R6:6A	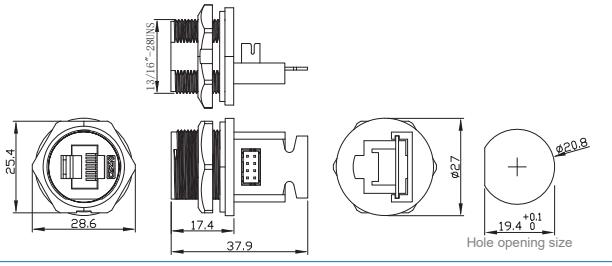

E-RJ45 SERIES CONNECTOR-BAYONET

PRODUCT FIGURE	NAME/TYPE NO.	DIMENSIONS
	E16-RJ45 straight male overmolded plug (Bayonet) E16B - M R5 - MCA / NCA - 1 PV - S RJ45: R5:5E R6:6A Cable(M): 1:1M 2.5:2.5M ..... Wire: PV:PVC PU:PU S:Shielded Empty:Unshielded	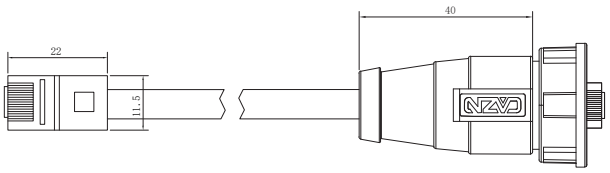
	E16-RJ45 angled male overmolded plug (Bayonet) E16B - M R5 - MCD / NCA - 1 PV - S RJ45: R5:5E R6:6A Cable(M): 1:1M 2.5:2.5M ..... Wire: PV:PVC PU:PU S:Shielded Empty:Unshielded	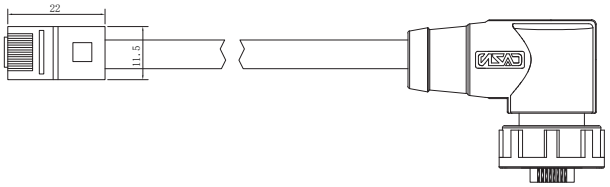
	E16-RJ45 female to female(180°) back mount receptacle (Bayonet) E16B - F R6 - PRF - 180 RJ45: R5:5E R6:6A	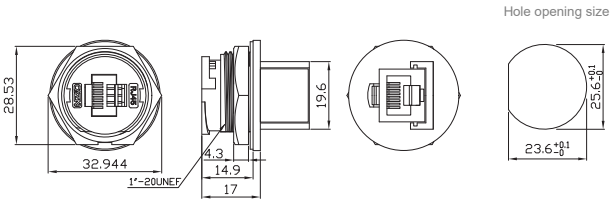
	E16-RJ45 female to female(90°) back mount receptacle (Bayonet) E16B - F R6 - PRF - 90 RJ45: R5:5E R6:6A	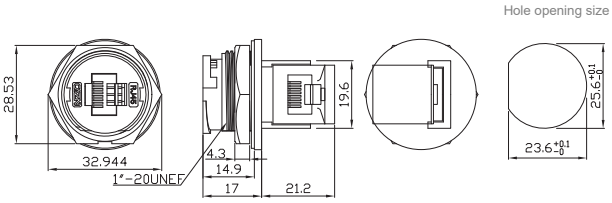
	E16-RJ45 female solder board rear socket (Glued)(Bayonet) E16B - F R5 - PWF / M R5 - NCA - 1 PV - JD RJ45: R5:5E R6:6A Cable(M): 1:1M 2.5:2.5M ..... Wire: PV:PVC PU:PU JD:Grounded Empty:Ungrounded	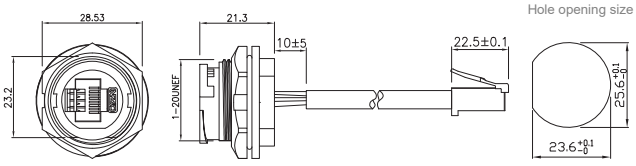
	E16-RJ45 female solder board rear socket (no glued)(Bayonet) E16B - F R5 - PWF / M R5 - NCA - 1 PV - JD - PCB RJ45: R5:5E R6:6A Cable(M): 1:1M 2.5:2.5M ..... Wire: PV:PVC PU:PU JD:Grounded Empty:Ungrounded	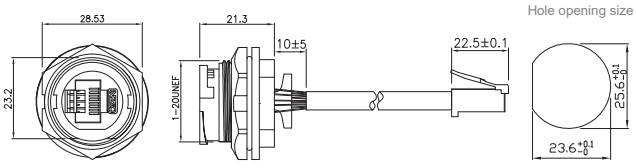
	E16-RJ45 female back mount PCB receptacle (Bayonet) E16B - F R6 - PPF RJ45: R5:5E R6:6A	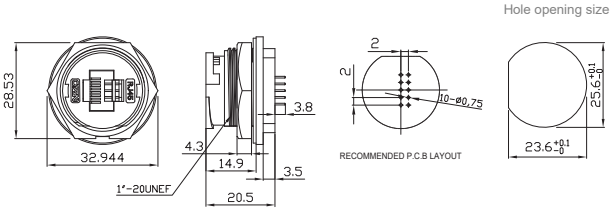

E-RJ45 SERIES CONNECTOR-BAYONET

PRODUCT FIGURE	NAME/TYPE NO.	DIMENSIONS
	E16-RJ45 female back mount receptacle with wire (Bayonet)(External welding plate) E16B - F R6 - PWF RJ45: R5:5E R6:6A	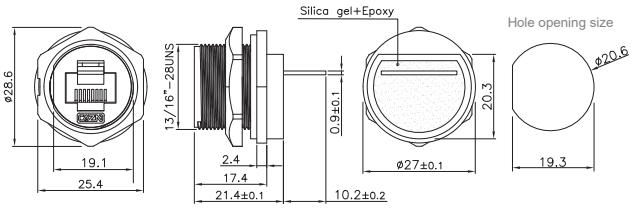
	E16 dust cover round hole (Bayonet) E16B-VP-ST Share E16 Accessories	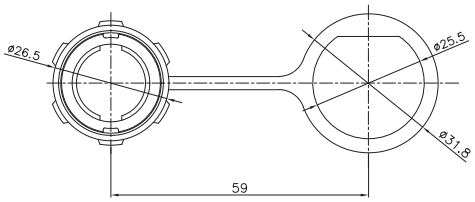

WATERPROOF USB SERIES

Widely used in mechanical equipment, outdoor equipment, lamps, IOT equipment and other waterproof application scenarios

Rich structure, wire to wire, Front Mount, Back Mount, PCB type and various specifications with wire

Product types: USB2.0, USB3.0, TYPE-C, MICRO USB



PRODUCT PARAMETERS

HOUSING MATERIAL	Thermoplastic PA66	FLAME RATING	UL94-V0
CONTACT MATERIAL	Brass Phosphorus copper gold-plated	CONTACT IMPEDANCE	≤5mΩ
SEALING MATERIAL	Epoxy resin / Rubber	INSULATION IMPEDANCE	≥20MΩ
CONNECTION METHOD	Thread(T) / Bayonet(B)	DURABILITY	≥500 Cycles
WIRING PROCESS	Solder	APPLICABLE TEMPERATURE	With wires: -25℃ ~ +85℃ Assemble: -55℃ ~ +125℃
EXTERNAL MATERIAL	PVC	WATERPROOF RATING	IP67
RATED VOLTAGE	30V	RATED CURRENT	1.5A

E-USB SERIES CONNECTOR-THREADED

PRODUCT FIGURE	NAME/TYPE NO.	DIMENSIONS
	E13-USB male to male overmolded with cable (Threaded) E13T - M U2 - MWA / NWA - 1 PV - S Norms: U2: USB 2.0 U3: USB 3.0 Cable(M): 1:1M 2.5:2.5M ..... Wire: PV:PVC PU:PU S:Shielded Empty:Unshielded	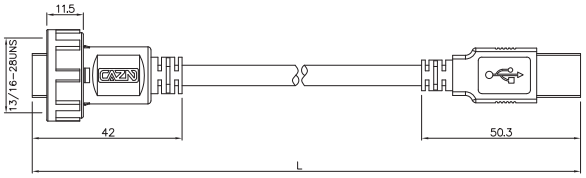
	E13-USB female to male overmolded with cable (Threaded) E13T - M U3 - MWA / F U3 - NWA - 1 PV - S Norms: U2: USB 2.0 U3: USB 3.0 Cable(M): 1:1M 2.5:2.5M ..... Wire: PV:PVC PU:PU S:Shielded Empty:Unshielded	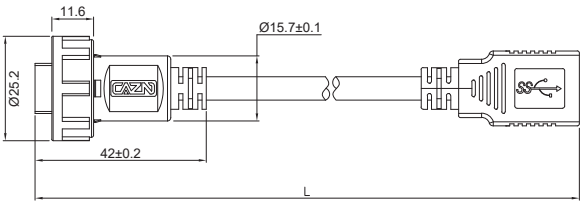
	E13-USB female receptacle to male overmolded with cable (Threaded) E13T - F U2 - PWF / M U2 - NWA - 1 PV - S Norms: U2: USB 2.0 U3: USB 3.0 Cable(M): 1:1M 2.5:2.5M ..... Wire: PV:PVC PU:PU S:Shielded Empty:Unshielded	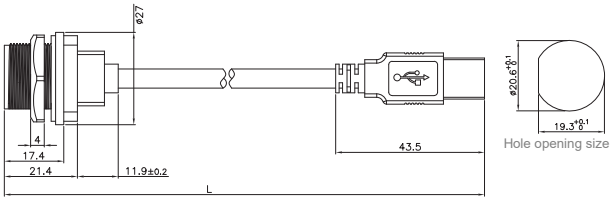
	E13-USB female receptacle to male overmolded with cable (Threaded, FFC flexible cable) E13T - F U3 - PRF / M U3 - NRA - 1 FFC - S Norms: U2: USB 2.0 U3: USB 3.0 Cable(M): 1:1M 2.5:2.5M ..... Wire: PV:PVC PU:PU FFC:flexible cable S:Shielded Empty:Unshielded	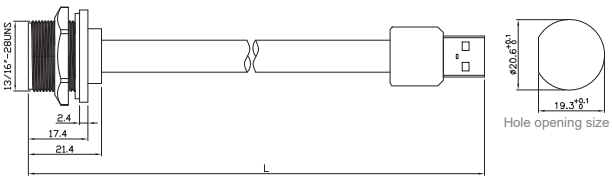
	E13-USB female to female receptacle (Threaded) E13T - F U2 - PRF Norms: U2: USB 2.0 U3: USB 3.0	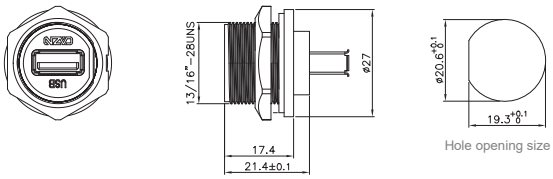
	E13-USB female back mount PCB receptacle (Threaded) E13T - F U2 - PPF Norms: U2: USB 2.0 U3: USB 3.0	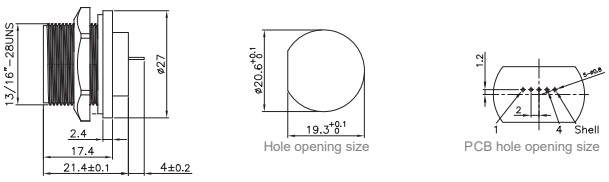
	E13-USB female PCB rear 90°-pin socket (Threaded) E13T - F U3 - PPF-90 規格: U2: USB 2.0 U3: USB 3.0	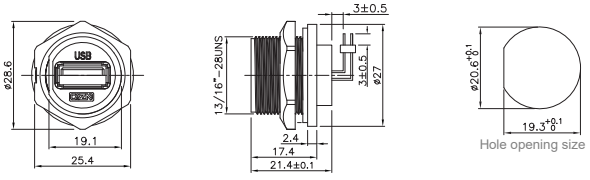
	E13-USB female to soldering plate rear socket (Threaded) E13T - F U3 - PWF	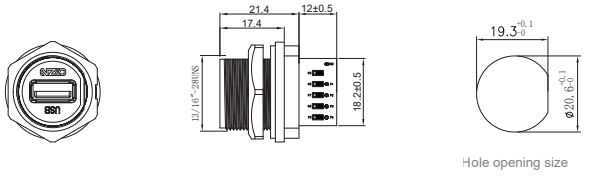

E-USB SERIES CONNECTOR-THREADED

PRODUCT FIGURE	NAME/TYPE NO.	DIMENSIONS
	E13-USB female back mount receptacle with wire (Threaded) E13T - F U2 - PWF - 0.2 PV Norms: U2: USB 2.0 U3: USB 3.0 Cable(M): 0.1:0.1M 0.2:0.2M 0.5:0.5M ..... Wire: PV:PVC PU:PU	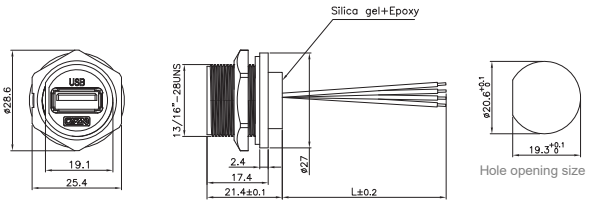
	E13 dust cover round hole (Threaded) E13T - VP - ST Tail buckle: ST:Single cut edge connecting tape PI:Plug in connector tape Share E13 accessories	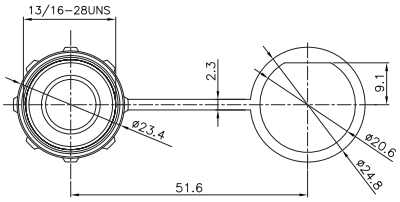
	E13 dust cover latch (Threaded) E13T - VP - PI Tail buckle: ST:Single cut edge connecting tape PI:Plug in connector tape Share E13 accessories	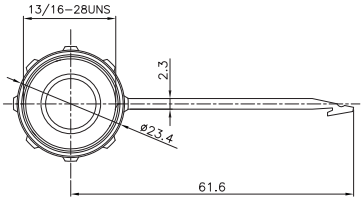

E-USB SERIES CONNECTOR-BAYONET

PRODUCT FIGURE	NAME/TYPE NO.	DIMENSIONS
	E16-USB male to male overmolded with cable (Bayonet) E16B - M U2 - MWA / NWA - 1 PV - S Norms: U2: USB 2.0 U3: USB 3.0 Cable(M): 1:1M 2.5:2.5M ..... Wire: PV:PVC PU:PU S:Shielded Empty:Unshielded	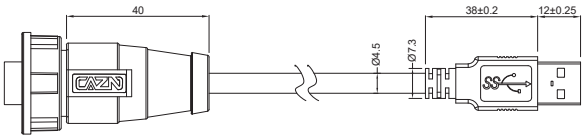
	E16-USB male elbow/male straight head molded plug (Bayonet) E16B - M U2 - MWD / NWA - 1 PV - S Norms: U2: USB 2.0 U3: USB 3.0 Cable(M): 1:1M 2.5:2.5M ..... Wire: PV:PVC PU:PU S:Shielded Empty:Unshielded	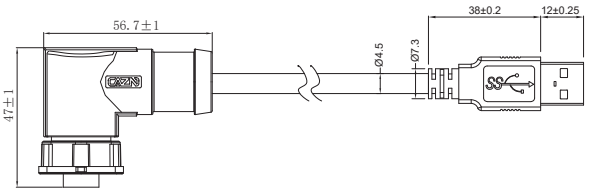
	E16-USB female to male overmolded with cable (Bayonet) E16B - M U2 - MWA / F U2 - NWA - 1 PV - S Norms: U2: USB 2.0 U3: USB 3.0 Cable(M): 1:1M 2.5:2.5M ..... Wire: PV:PVC PU:PU S:Shielded Empty:Unshielded	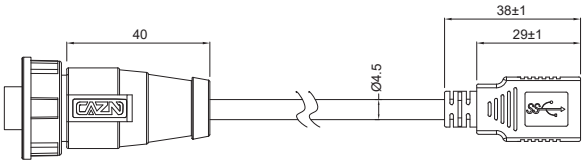
	E16-USB male elbow/female straight head molded plug (Bayonet) E16B - M U2 - MWD / F U2 - NWA - 1 PV - S Norms: U2: USB 2.0 U3: USB 3.0 Cable(M): 1:1M 2.5:2.5M ..... Wire: PV:PVC PU:PU S:Shielded Empty:Unshielded	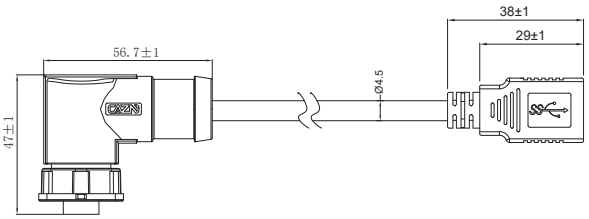
	E16-USB female receptacle to male overmolded with cable (Bayonet) E16B - F U2 - PWF / M U2 - NWA - 1 PV - S Norms: U2: USB 2.0 U3: USB 3.0 Cable(M): 1:1M 2.5:2.5M ..... Wire: PV:PVC PU:PU S:Shielded Empty:Unshielded	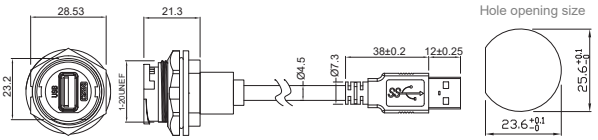
	E16-USB female to female receptacle (Bayonet) E16B - F U2 - PRF Norms: U2: USB 2.0 U3: USB 3.0	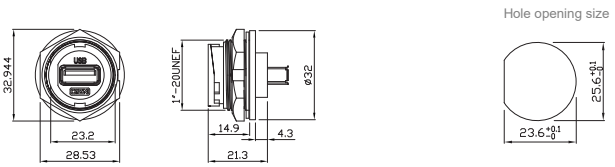
	E16-USB female back mount PCB receptacle (Bayonet) E16B - F U2 - PPF Norms: U2: USB 2.0 U3: USB 3.0	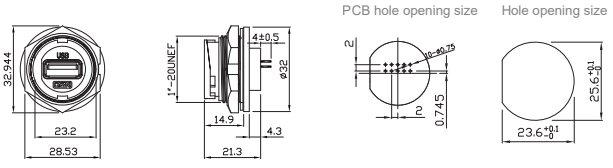
	E16-USB female back mount receptacle with wire (Bayonet) E16B - F U2 - PWF - 0.2 PV Norms: U2: USB 2.0 U3: USB 3.0 Cable(M): 0.1:0.1M 0.2:0.2M 0.5:0.5M ..... Wire: PV:PVC PU:PU	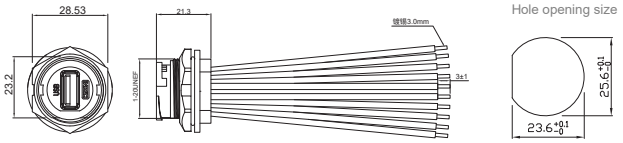

E-USB SERIES CONNECTOR-THREADED

PRODUCT FIGURE	NAME/TYPE NO.	DIMENSIONS
	E10-TYPE-C male to male overmolded cable (Threaded) E10T - M T3 - MWA / NWA - 1 PV - S Norms: T2 :USB 2.0, T3 :USB 3.0, T3.1:USB 3.1, T4 :USB 4.0 Cable(M): 1:1M, 2.5:2.5M, ... Wire: PV:PVC, PU:PU S:Shielded, Empty:Unshielded	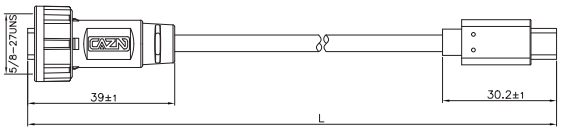
	E10-TYPE-C male straight to male curved molded plug (Threaded) E10T - M T3 - MWA / NWD - 1 PV - S Norms: T2 :USB 2.0, T3 :USB 3.0, T3.1:USB 3.1, T4 :USB 4.0 Cable(M): 1:1M, 2.5:2.5M, ... Wire: PV:PVC, PU:PU S:Shielded, Empty:Unshielded	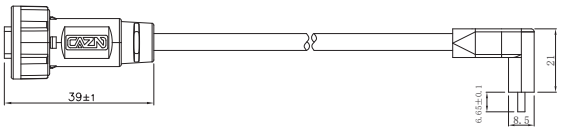
	E10-TYPE-C male to USB male overmolded cable (Threaded) E10T - M T3 - MWA / M U3 - NWA - 1 PV - S Norms: T2 :USB 2.0, T3 :USB 3.0 Norms: U2: USB 2.0, U3: USB 3.0 Cable(M): 1:1M, 2.5:2.5M, ... Wire: PV:PVC, PU:PU S:Shielded, Empty:Unshielded	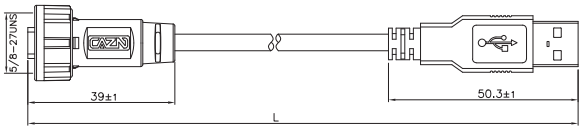
	E10-TYPE-C male curved to male straight molded plug (Threaded) E10T - M T3 - MWD / NWA - 1 PV - S Norms: T2 :USB 2.0, T3 :USB 3.0, T3.1:USB 3.1, T4 :USB 4.0 Cable(M): 1:1M, 2.5:2.5M, ... Wire: PV:PVC, PU:PU S:Shielded, Empty:Unshielded	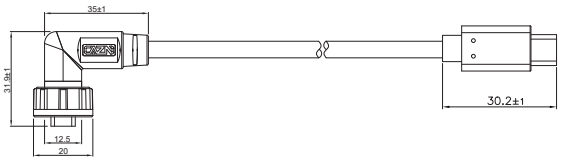
	E10-TYPE-C male curved to male curved molded plug (Threaded) E10T - M T3 - MWD / NWD - 1 PV - S Norms: T2 :USB 2.0, T3 :USB 3.0, T3.1:USB 3.1, T4 :USB 4.0 Cable(M): 1:1M, 2.5:2.5M, ... Wire: PV:PVC, PU:PU S:Shielded, Empty:Unshielded	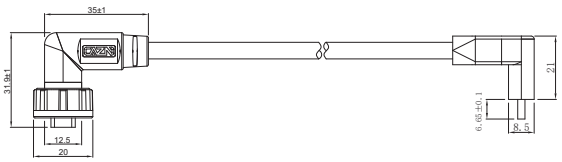
	E10-TYPE-C male angled to USB male straight molded plug (Threaded) E10T - M T3 - MWD / M U3 - NWA - 1 PV - S Norms: T2 :USB 2.0, T3 :USB 3.0 Norms: U2: USB 2.0, U3: USB 3.0 Cable(M): 1:1M, 2.5:2.5M, ... Wire: PV:PVC, PU:PU S:Shielded, Empty:Unshielded	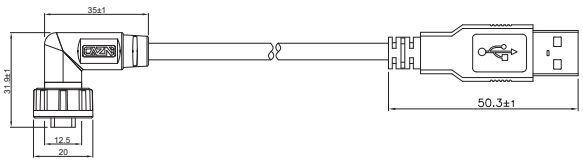
	E10-TYPE-C male to female back mount receptacle overmolded cable (Threaded) E10T - F T3 - PWF / M T3 - NWA - 1 PV - S Norms: T2 :USB 2.0, T3 :USB 3.0, T3.1:USB 3.1, T4 :USB 4.0 Cable(M): 1:1M, 2.5:2.5M, ... Wire: PV:PVC, PU:PU S:Shielded, Empty:Unshielded	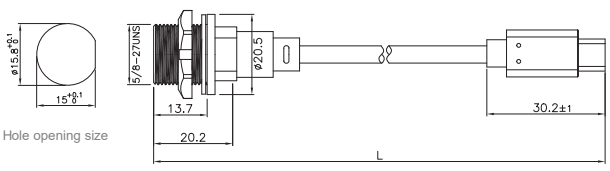
	E10-TYPE-C female back mount receptacle to USB male overmolded cable (Threaded) E10T - F T3 - PWF / M U3 - NWA - 1 PV - S Norms: T2 :USB 2.0, T3 :USB 3.0 Norms: U2: USB 2.0, U3: USB 3.0 Cable(M): 1:1M, 2.5:2.5M, ... Wire: PV:PVC, PU:PU S:Shielded, Empty:Unshielded	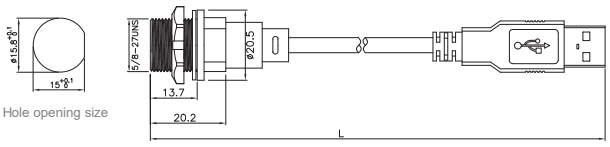

E-USB SERIES CONNECTOR-THREADED

PRODUCT FIGURE	NAME/TYPE NO.	DIMENSIONS
	E10-TYPE-C female to female back mount receptacle (Threaded) E10T - F T3.1 - PRF Norms: T2 :USB 2.0 T3 :USB 3.0 T3.1:USB 3.1 T4 :USB 4.0	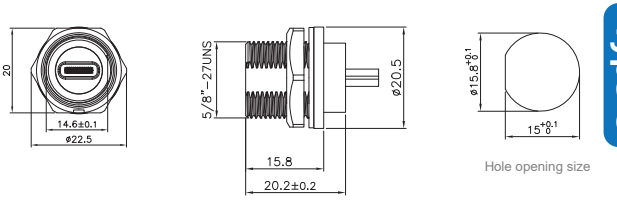
	E10-TYPE-C female back mount PCB receptacle (Threaded) E10T - F T3 - PPF Norms: T2 :USB 2.0 T3 :USB 3.0	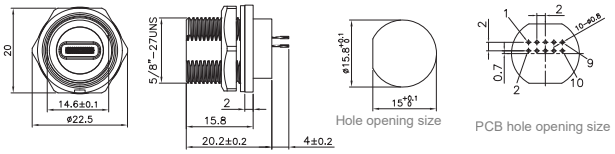
	E10-TYPE-C female PCB rear pin socket (Threaded) E10T - F T3.1 - PPL	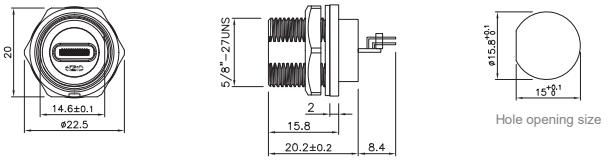
	E10-TYPE-C female PCB rear 90° pin socket (Threaded) E10T - F T3 - PPF-90 Norms: T2: USB 2.0 T3: USB 3.0	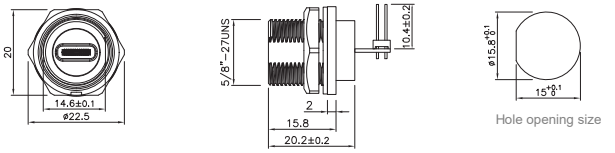
	E10-TYPE-C female back mount receptacle with wire (Threaded) E10T - F T3 - PWF - 0.2 PV Norms: T2: USB 2.0 T3: USB 3.0 Cable(M): 0.1:0.1M 0.2:0.2M 0.5:0.5M ..... Wire: PV:PVC PU:PU	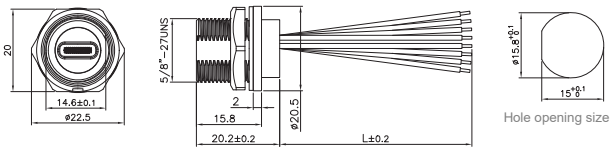
	E10-TYPE-C female/male FPC flat cable 3.1 speed (Threaded) E10T - F T3.1 - PWF / M T3.1 - NWA - 0.1 FPC Norms: T2 :USB 2.0 T3 :USB 3.0 T3.1:USB 3.1 T4 :USB 4.0 Cable(M): 0.1:0.1M 0.2:0.2M 0.3:0.3M	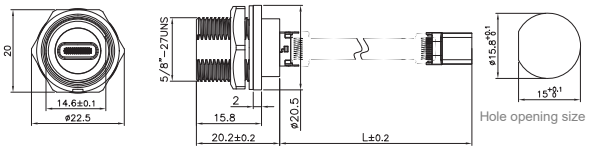
	E10 dust cover (Threaded) E10T - VP - ST Tail buckle: ST:Single cut edge connecting tape PI:Plug in connector tape Share E10 accessories	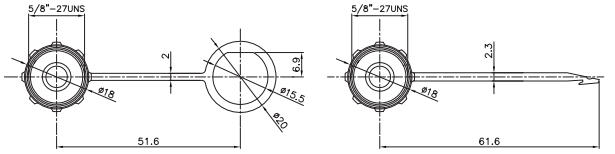

E-USB SERIES CONNECTOR-BAYONET

PRODUCT FIGURE	NAME/TYPE NO.	DIMENSIONS
	E10-TYPE-C male to male overmolded cable (Bayonet) E10B - M T3 - MWA / NWA - 1 PV - S Norms: T2 :USB 2.0, T3 :USB 3.0, T3.1:USB 3.1, T4 :USB 4.0 Cable(M): 1:1M, 2.5:2.5M, ... Wire: PV:PVC, PU:PU S:Shielded, Empty:Unshielded	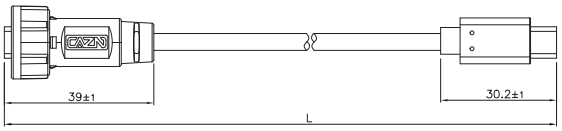
	E10-TYPE-C male straight to male curved molded plug (Bayonet) E10B - M T3 - MWA / NWD - 1 PV - S Norms: T2 :USB 2.0, T3 :USB 3.0, T3.1:USB 3.1, T4 :USB 4.0 Cable(M): 1:1M, 2.5:2.5M, ... Wire: PV:PVC, PU:PU S:Shielded, Empty:Unshielded	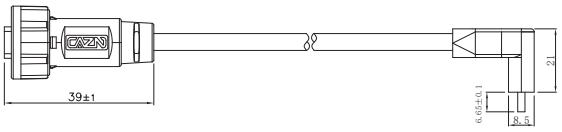
	E10-TYPE-C male to USB male overmolded cable (Bayonet) E10B - M T3 - MWA / M U3 - NWA - 1 PV - S Norms: T2 :USB 2.0, T3 :USB 3.0 Norms: U2: USB 2.0, U3: USB 3.0 Cable(M): 1:1M, 2.5:2.5M, ... Wire: PV:PVC, PU:PU S:Shielded, Empty:Unshielded	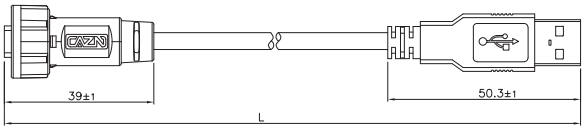
	E10-TYPE-C male curved to male straight molded plug (Bayonet) E10B - M T3 - MWD / NWA - 1 PV - S Norms: T2 :USB 2.0, T3 :USB 3.0, T3.1:USB 3.1, T4 :USB 4.0 Cable(M): 1:1M, 2.5:2.5M, ... Wire: PV:PVC, PU:PU S:Shielded, Empty:Unshielded	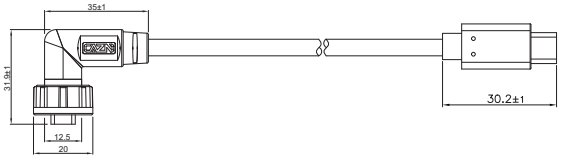
	E10-TYPE-C male curved to male curved molded plug (Bayonet) E10B - M T3 - MWD / NWD - 1 PV - S Norms: T2 :USB 2.0, T3 :USB 3.0, T3.1:USB 3.1, T4 :USB 4.0 Cable(M): 1:1M, 2.5:2.5M, ... Wire: PV:PVC, PU:PU S:Shielded, Empty:Unshielded	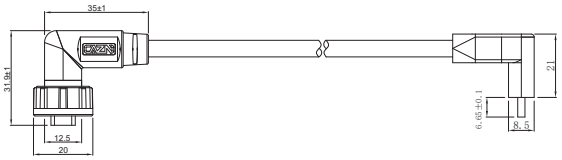
	E10-TYPE-C male angled to USB male straight molded plug (Bayonet) E10B - M T3 - MWD / M U3 - NWA - 1 PV - S Norms: T2 :USB 2.0, T3 :USB 3.0 Norms: U2: USB 2.0, U3: USB 3.0 Cable(M): 1:1M, 2.5:2.5M, ... Wire: PV:PVC, PU:PU S:Shielded, Empty:Unshielded	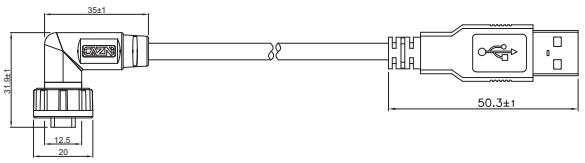
	E10-TYPE-C male to female back mount receptacle overmolded cable (Bayonet) E10B - F T3 - PWF / M T3 - NWA - 1 PV - S Norms: T2 :USB 2.0, T3 :USB 3.0, T3.1:USB 3.1, T4 :USB 4.0 Cable(M): 1:1M, 2.5:2.5M, ... Wire: PV:PVC, PU:PU S:Shielded, Empty:Unshielded	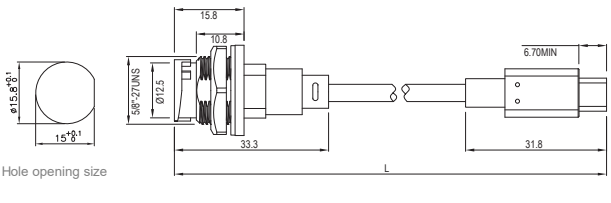
	E10-TYPE-C female back mount receptacle to USB male overmolded cable (Bayonet) E10B - F T3 - PWF / M U3 - NWA - 1 PV - S Norms: T2 :USB 2.0, T3 :USB 3.0 Norms: U2: USB 2.0, U3: USB 3.0 Cable(M): 1:1M, 2.5:2.5M, ... Wire: PV:PVC, PU:PU S:Shielded, Empty:Unshielded	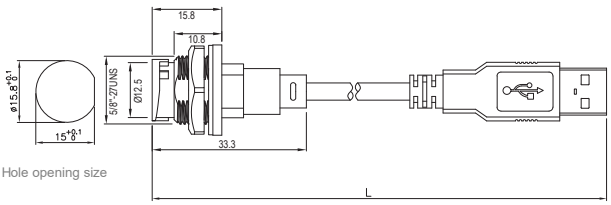

E-USB SERIES CONNECTOR-THREADED

PRODUCT FIGURE	NAME/TYPE NO.	DIMENSIONS
	E10-TYPE-C female to female back mount receptacle (Bayonet) E10B - F T3 - PRF Norms: T2 :USB 2.0 T3 :USB 3.0 T3.1:USB 3.1 T4 :USB 4.0	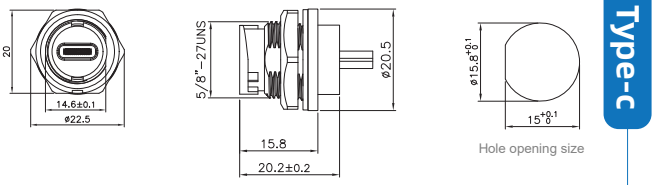
	E10-TYPE-C female back mount PCB receptacle (Bayonet) E10B - F T3 - PPF Norms: T2 :USB 2.0 T3 :USB 3.0	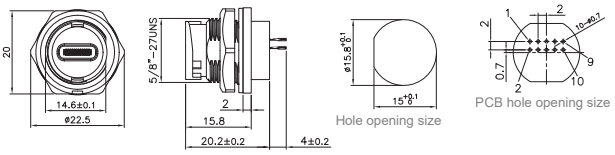
	E10-TYPE-C female PCB rear pin socket (Bayonet) E10B - F T3.1 - PPL	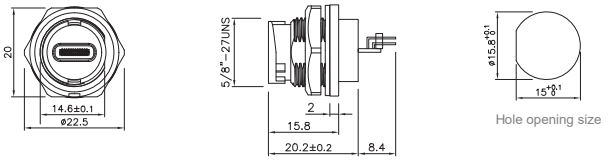
	E10-TYPE-C female PCB rear 90° pin socket (Bayonet) E10B - F T3 - PPF-90 Norms: T2: USB 2.0 T3: USB 3.0	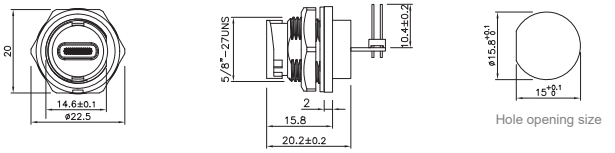
	E10-TYPE-C female back mount receptacle with wire (Bayonet) E10B - F T3 - PWF - 0.2 PV Norms: T2: USB 2.0 T3: USB 3.0 Cable(M): 0.1:0.1M 0.2:0.2M 0.5:0.5M ..... Wire: PV:PVC PU:PU	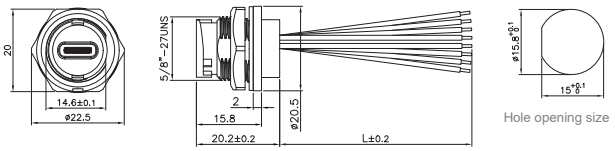
	E10-TYPE-C female/male FPC flat cable 3.1 speed (Bayonet) E10B - F T3.1 - PWF / M T3.1 - NWA - 0.1 FPC Norms: T2 :USB 2.0 T3 :USB 3.0 T3.1:USB 3.1 T4 :USB 4.0 Cable(M): 0.1:0.1M 0.2:0.2M 0.3:0.3M	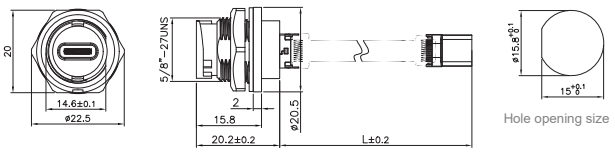
	E10 dust cover (Bayonet) E10B - VP - ST Tail buckle: ST:Single cut edge connecting tape PI:Plug in connector tape Share E10 accessories	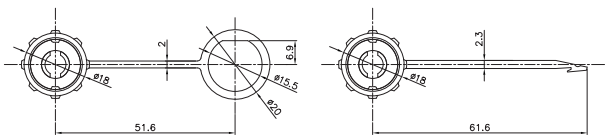

E-USB SERIES CONNECTOR-BAYONET

PRODUCT FIGURE	NAME/TYPE NO.	DIMENSIONS
	E10-MICRO-USB male to male overmolded cable (Threaded) E10T - M UM - MWA / NWA - 1 PV - S Cable(M): 1:1M 2.5:2.5M ..... / Wire: PV:PVC PU:PU / S:Shielded Empty:Unshielded	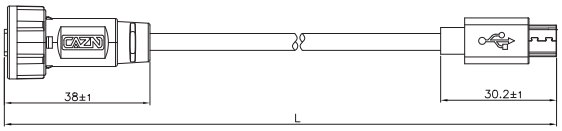
	E10-MICRO-USB male to USB male overmolded cable (Threaded) E10T - M UM - MWA / M U2 - NWA - 1 PV - S Cable(M): 1:1M 2.5:2.5M ..... / Wire: PV:PVC PU:PU / S:Shielded Empty:Unshielded	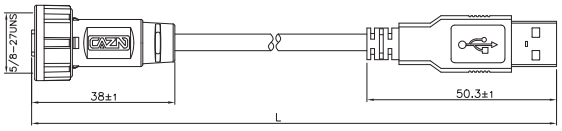
	E10-MICRO-USB male to female back mount receptacle overmolded cable (Threaded) E10T - F UM - PWF / M UM - NWA - 1 PV - S Cable(M): 1:1M 2.5:2.5M ..... / Wire: PV:PVC PU:PU / S:Shielded Empty:Unshielded	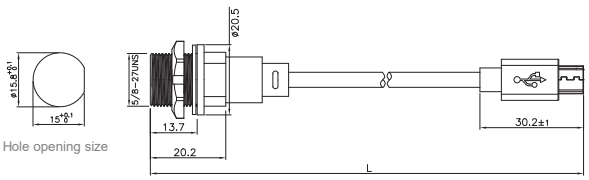
	E10-MICRO-USB female back mount receptacle to USB 2.0 male overmolded cable (Threaded) E10T - F UM - PWF / M U2 - NWA - 1 PV - S Cable(M): 1:1M 2.5:2.5M ..... / Wire: PV:PVC PU:PU / S:Shielded Empty:Unshielded	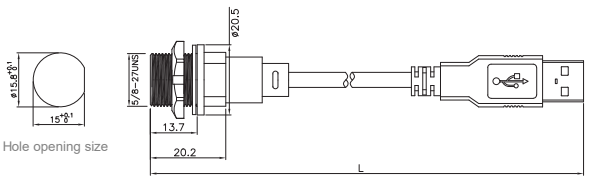
	E10-MICRO-USB female to female back mount receptacle (Threaded) E10T - F UM - PRF	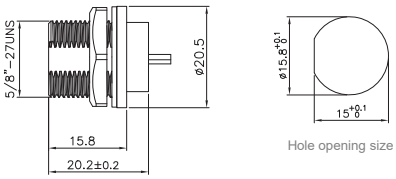
	E10-MICRO-USB female back mount PCB receptacle (Threaded) E10T - F UM - PPF	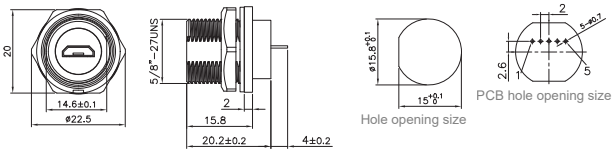
	E10-MICRO-USB female back mount receptacle with wire (Threaded) E10T - F UM - PWF - 1 PV Cable(M): 1:1M 2.5:2.5M ..... / Wire: PV:PVC PU:PU	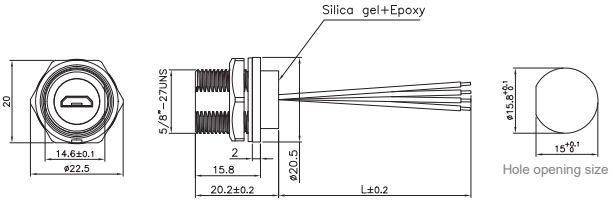
	E10 dust cover (Threaded) E10T - VP - ST Tail buckle: ST:Single cut edge connecting tape PI:Plug in connector tape Share E10 accessories	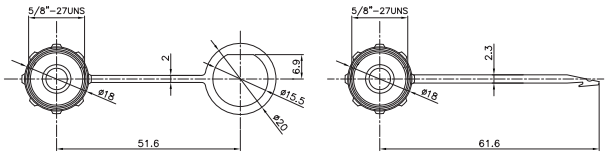

E-USB SERIES CONNECTOR-BAYONET

Micro USB

PRODUCT FIGURE	NAME/TYPE NO.	DIMENSIONS
	E10-MICRO-USB male to male overmolded cable (Bayonet) E10B - M UM - MWA / NWA - 1 PV - S Cable(M): 1:1M 2.5:2.5M ..... / Wire: PV:PVC PU:PU / S:Shielded Empty:Unshielded	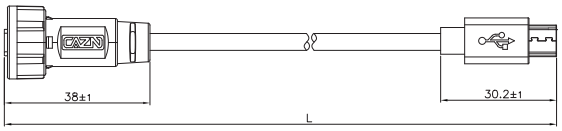
	E10-MICRO-USB male to USB 2.0 male overmolded cable (Bayonet) E10B - M UM - MWA / M U2 - NWA - 1 PV - S Cable(M): 1:1M 2.5:2.5M ..... / Wire: PV:PVC PU:PU / S:Shielded Empty:Unshielded	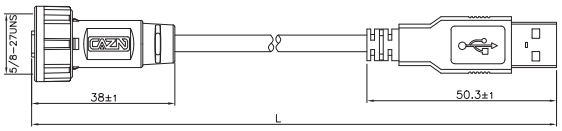
	E10-MICRO-USB male to female back mount receptacle overmolded cable (Bayonet) E10B - F UM - PWF / M UM - NWA - 1 PV - S Cable(M): 1:1M 2.5:2.5M ..... / Wire: PV:PVC PU:PU / S:Shielded Empty:Unshielded	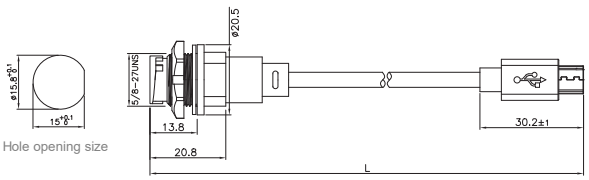
	E10-MICRO-USB female back mount receptacle to USB 2.0 male overmolded cable (Bayonet) E10B - F UM - PWF / M U2 - NWA - 1 PV - S Cable(M): 1:1M 2.5:2.5M ..... / Wire: PV:PVC PU:PU / S:Shielded Empty:Unshielded	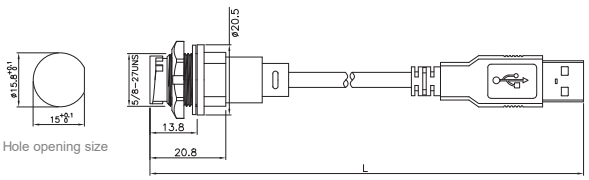
	E10-MICRO-USB female to female back mount receptacle (Bayonet) E10B - F UM - PRF	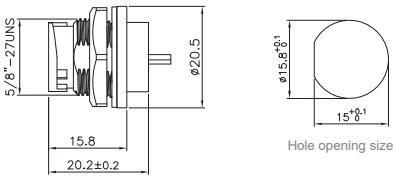
	E10-MICRO-USB female back mount PCB receptacle (Bayonet) E10B - F UM - PPF	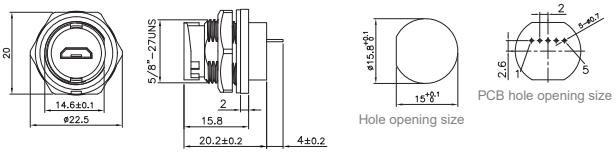
	E10-MICRO-USB female back mount receptacle with wire (Bayonet) E10B - F UM - PWF - 1 PV Cable(M): 1:1M 2.5:2.5M ..... / Wire: PV:PVC PU:PU	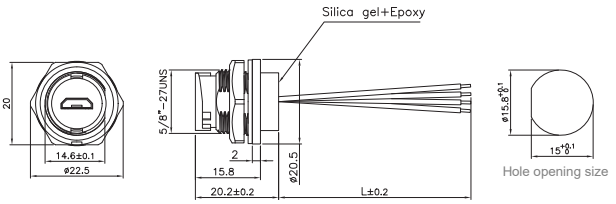
	E10 dust cover (Bayonet) E10B - VP - ST Tail buckle: ST:Single cut edge connecting tape PI:Plug in connector tape Share E10 accessories	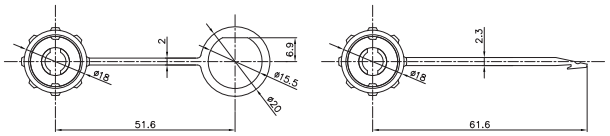

WATERPROOF FDDI SERIES

The products are widely used in LED screen, lighting, audio-visual equipment, medical equipment, detection and measurement equipment, communication industry, telecommunications equipment and other fields.

And it can meet a varity of customized requirements.

High performance plastic casing, stable electrical performance, high strength pressure resistance, high temperature resistance, anti - explosion, corrosion resistance and effectively respond to environment changes.

Ergonomic structure and process design are made for the harsh test environment.

Spring Snap button design, locked, safe and firm.



PRODUCT PARAMETERS

SHELL MATERIAL	High performance engineering plastics Metal+Plastic	INSERTION LOSS	⩽0.2dB
FLAME RETARDANT GRADE	UL94-V0	RETURN LOSS	⩾50dB
TERMINATION	Thread(T) / Bayonet(B)	APPLICABLE TEMPERATURE	With wires: -25℃ ~ +85℃ Assemble: -55℃ ~ +125℃
WATERPROOF GRADE	IP67	BAUD RATE	⩾480Gbps

E-FDDI SERIES CONNECTOR

PRODUCT FIGURE	NAME/TYPE NO.	DIMENSIONS
	E13-FDDI single-mode double-core straight assembly plug (Thredaded) E13T - M F2 - PRA 06	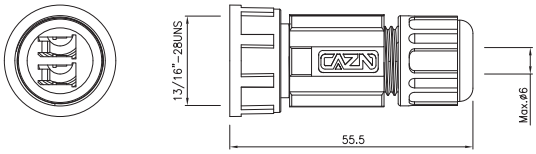
	E13-FDDI single-mode plastic plug (Thredaded) E13T - M F1 - PRA - NR Tail buckle: F1: FDDI single-mode single core F2: FDDI single-mode dual core	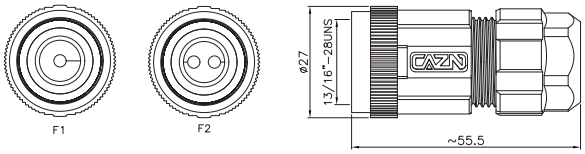
	E13-FDDI straight assembly plug / LC fiber optic cable (double-core)(threaded) E13T - M F2 - PRA / NRA - 1 PV Cable(M): 1: 1米 2: 2米 3: 3米 Wire: PV:PVC PU:PU	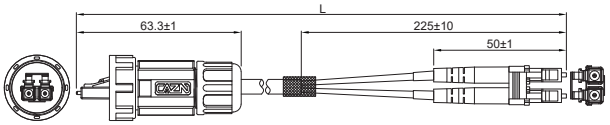
	E13-FDDI single-mode single-core front mount receptacle (Thredaded) E13T - F F1 - PRB	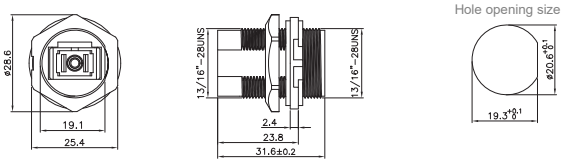
	E13-FDDI single-mode double-core front mount receptacle (Thredaded) E13T - F F2 - PRB	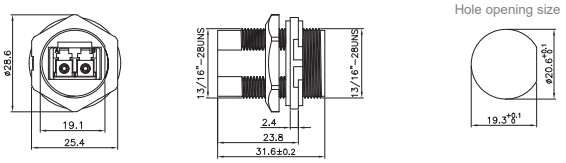
	E13-FDDI single-mode single-core back mount receptacle (Thredaded) E13T - F F1 - PRF	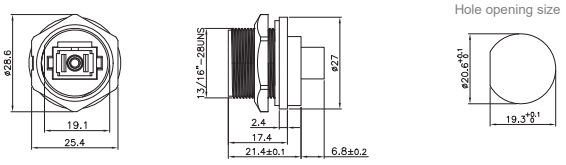
	E13-FDDI single-mode double-core back mount receptacle (Thredaded) E13T - F F2 - PRF	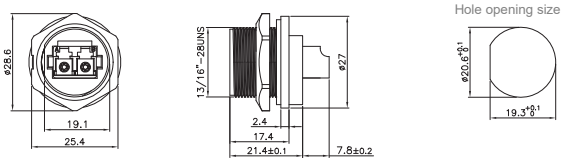

E-FDDI SERIES CONNECTOR

PRODUCT FIGURE	NAME/TYPE NO.	DIMENSIONS
	E16-FDDI single-mode single-core back mount receptacle (Bayonet) E16B - F F1 - PRF	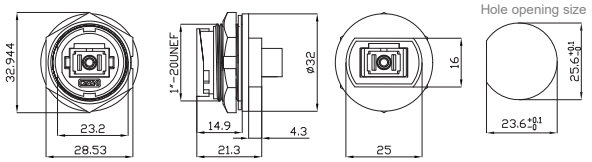
	E16-FDDI single-mode double-core back mount receptacle (Bayonet) E16B - F F2 - PRF	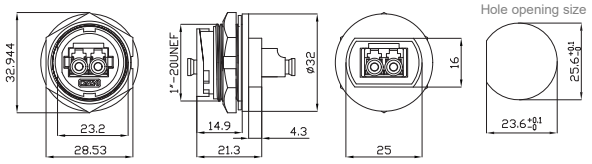
	SC single-mode single-core optical fiber cable FDDI - SC F1 - NRA / NRA - 1 PV Cable(M): 1:1M 2.5:2.5M ..... Wire: PV:PVC PU:PU	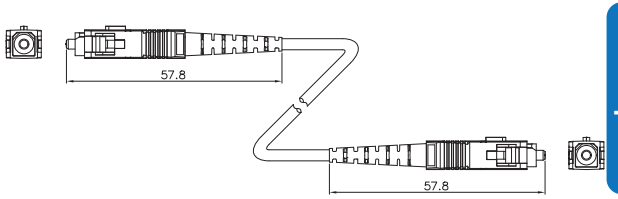
	LC single-mode double-core optical fiber cable FDDI - LC F2 - NRA / NRA - 1 PV Cable(M): 1:1M 2.5:2.5M ..... Wire: PV:PVC PU:PU	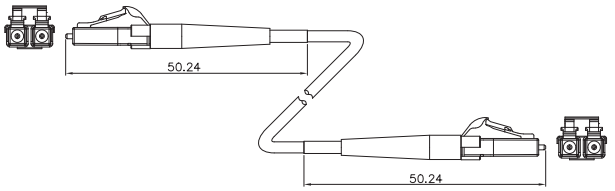

Bayonet

Fibre-optical

FDDI·ACCESSORIES

PRODUCT FIGURE	NAME/TYPE NO.	DIMENSIONS
	E13 dust cover round hole (Threaded) E13T-VP-ST Share E13 accessories	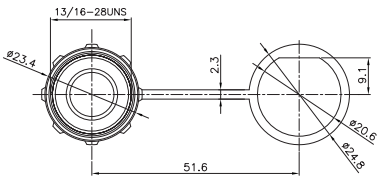
	E13 dust cover latch (Threaded) E13T-VP-PI Share E13 accessories	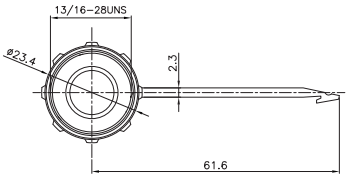
	E16 dust cover circular hole (Bayonet) E16B-VP-ST Share E16 accessories	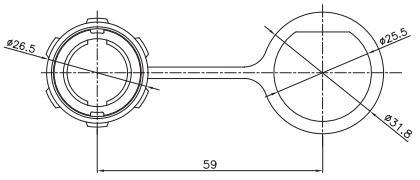

Waterproof HDMI series

Specifications: 13/16"-28UNS U.S. standard thread

Widely used in outdoor monitoring, high-definition display, industrial automation, etc.

Product standards: HDMI 1.4A, HDMI 1.4B, HDMI 2.0, HDMI 2.1 support up to 4K display

Plug: HDMI 19P, male&female, wire bonding&plug-in type

Socket: Front Mount, Back Mount, PCB Mount



Product parameters

HOUSING MATERIAL	Thermoplastic PA66	FLAME RATING	UL94-V0
CONTACT MATERIAL	Brass Phosphorus copper gold-plated	CONTACT IMPEDANCE	≤5mΩ
SEALING MATERIAL	Epoxy resin / Rubber	INSULATION IMPEDANCE	≥20MΩ
CONNECTION METHOD	Thread(T) / Bayonet(B)	DURABILITY	≥500 Cycles
WIRING PROCESS	Solder / PCB	APPLICABLE TEMPERATURE	With wires: -25℃ ~ +85℃ Assemble: -55℃ ~ +125℃
EXTERNAL MATERIAL	PVC	WATERPROOF RATING	IP67
RATED VOLTAGE	30V	RATED CURRENT	0.5A

E-HDMI SERIES CONNECTOR-THREADED

PRODUCT FIGURE	NAME/TYPE NO.	DIMENSIONS
	E13-HDMI str. male to str. male cable plug (Threaded) E13T - M H4 - MWA / NWA - 1 PV - S Norms: H2:HDMI 2K H4:HDMI 4K H8:HDMI 8K Cable(M): 1:1M 2.5:2.5M ..... Wire: PV:PVC PU:PU PE:PE S:Shielded Empty:Unshielded	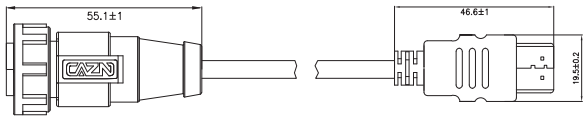
	E13-HDMI str. male to R/A male cable plug (Threaded) E13T - M H4 - MWA / NWD - 1 PV - S Norms: H2:HDMI 2K H4:HDMI 4K H8:HDMI 8K Cable(M): 1:1M 2.5:2.5M ..... Wire: PV:PVC PU:PU PE:PE S:Shielded Empty:Unshielded	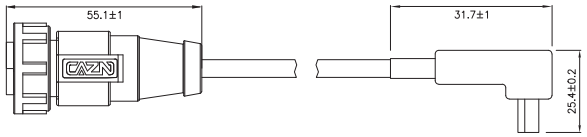
	E13-HDMI R/A male to str. male cable plug (Threaded) E13T - M H4 - MWD / NWA - 1 PV - S Norms: H2:HDMI 2K H4:HDMI 4K H8:HDMI 8K Cable(M): 1:1M 2.5:2.5M ..... Wire: PV:PVC PU:PU PE:PE S:Shielded Empty:Unshielded	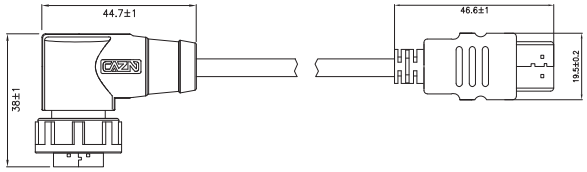
	E13-HDMI R/A male to R/A male cable plug (Threaded) E13T - M H4 - MWD / NWD - 1 PV - S Norms: H2:HDMI 2K H4:HDMI 4K H8:HDMI 8K Cable(M): 1:1M 2.5:2.5M ..... Wire: PV:PVC PU:PU PE:PE S:Shielded Empty:Unshielded	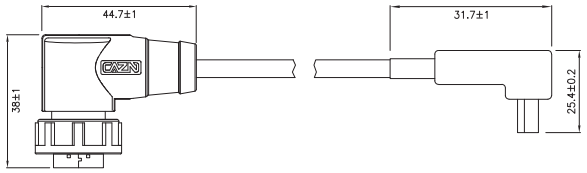
	E13-HDMI female back panel mount receptacle to str. male cable (Threaded) E13T - F H4 - PWF / M H4 - NWA - 1 PV - S Norms: H2:HDMI 2K H4:HDMI 4K H8:HDMI 8K Cable(M): 1:1M 2.5:2.5M ..... Wire: PV:PVC PU:PU PE:PE S:Shielded Empty:Unshielded	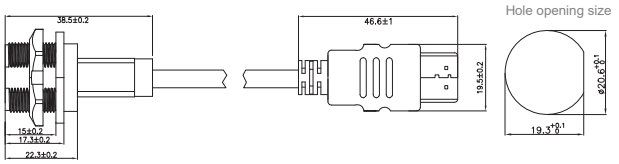
	E13-HDMI female back panel mount receptacle to R/A male cable (Threaded) E13T - F H4 - PWF / M H4 - NWD - 1 PV - S Norms: H2:HDMI 2K H4:HDMI 4K H8:HDMI 8K Cable(M): 1:1M 2.5:2.5M ..... Wire: PV:PVC PU:PU PE:PE S:Shielded Empty:Unshielded	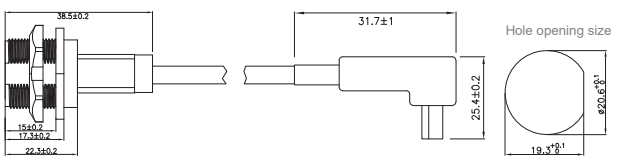
	E13-HDMI female back mount PCB receptacle (Threaded) E13T - F H4 - PPF Norms: H2:HDMI 2K H4:HDMI 4K H8:HDMI 8K	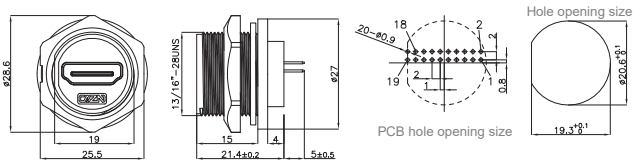

E-HDMI SERIES CONNECTOR-THREADED

PRODUCT FIGURE	NAME/TYPE NO.	DIMENSIONS
	E13-HDMI female to female back mount receptacle (Threaded) E13T - F H4 - PRF Norms: H2:HDMI 2K H4:HDMI 4K H8:HDMI 8K	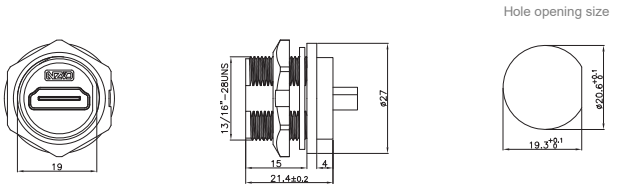
	E13-HDMI female back mount angled PCB receptacle (Threaded)(Up bend) E13T - F H4 - PPL-F-1 Norms: H2:HDMI 2K H4:HDMI 4K H8:HDMI 8K	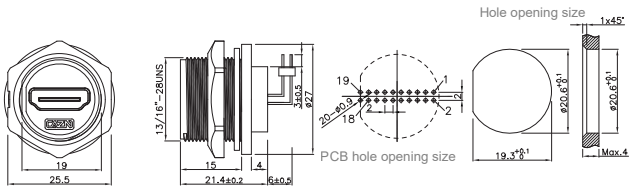
	E13-HDMI female back mount angled PCB receptacle (Threaded)(Bend down) E13T - F H2 - PPL-F Norms: H2:HDMI 2K H4:HDMI 4K H8:HDMI 8K	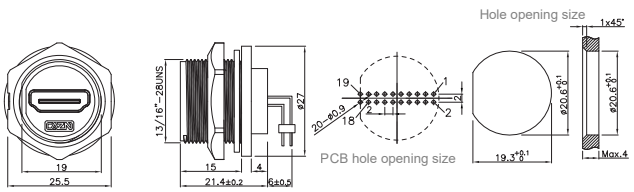
	E13-HDMI female back mount to str. HDMI male FFC type (Threaded) E13T - F H4 - PRF / M H4 - NRA - 1 FFC Norms: H2:HDMI 2K H4:HDMI 4K H8:HDMI 8K Cable(M): 1:1M 2.5:2.5M	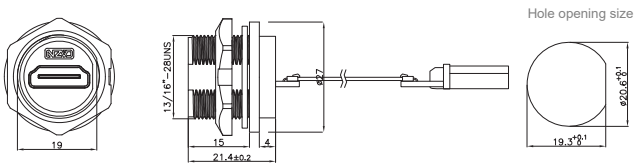
	E13-HDMI female back mount to R/A HDMI male FFC type (Threaded) E13T - F H4 - PRF / M H4 - NRD - 1 FFC Norms: H2:HDMI 2K H4:HDMI 4K H8:HDMI 8K Cable(M): 1:1M 2.5:2.5M	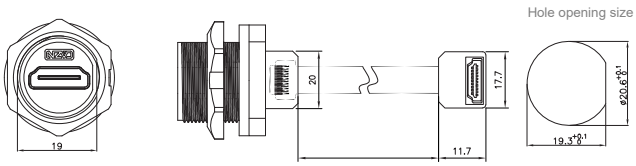
	E13-HDMI female back mount to R/A HDMI male FPC type (Threaded) E13T - F H4 - PRF / M H4 - NRD - 1 FPC Norms: H2:HDMI 2K H4:HDMI 4K H8:HDMI 8K Cable(M): 1:1M 2.5:2.5M	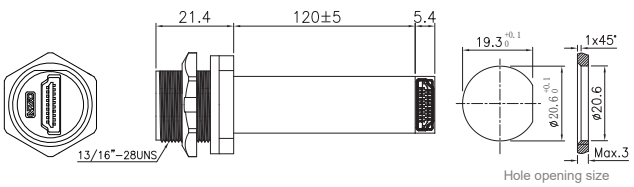
	E13 dust cover (Thread) E13T - VP - ST Tail buckle: ST:Single cut edge connecting tape PT:Plug in connector tape Share E13 Accessories	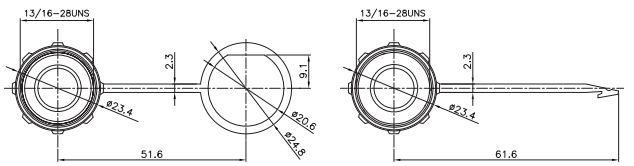

E-HDMI SERIES CONNECTOR-BAYONET

PRODUCT FIGURE	NAME/TYPE NO.	DIMENSIONS
	E16-HDMI str. male to str. male cable plug (Bayonet) E16B - M H4 - MWA / NWA - 1 PV - S Norms: H2:HDMI 2K, H4:HDMI 4K, H8:HDMI 8K Cable(M): 1:1M, 2.5:2.5M, ... Wire: PV:PVC, PU:PU, PE:PE S:Shielded, Empty:Unshielded	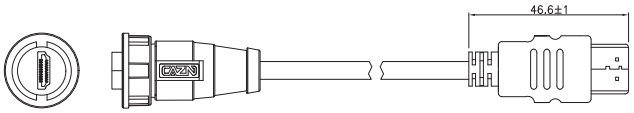
	E16-HDMI str. male to R/A male cable plug (Bayonet) E16B - M H4 - MWA / NWD - 1 PV - S Norms: H2:HDMI 2K, H4:HDMI 4K, H8:HDMI 8K Cable(M): 1:1M, 2.5:2.5M, ... Wire: PV:PVC, PU:PU, PE:PE S:Shielded, Empty:Unshielded	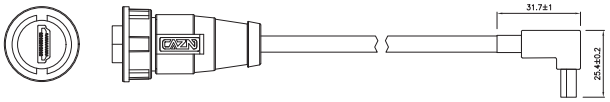
	E16-HDMI R/A male to str. male cable plug (Bayonet) E16B - M H4 - MWD / NWA - 1 PV - S Norms: H2:HDMI 2K, H4:HDMI 4K, H8:HDMI 8K Cable(M): 1:1M, 2.5:2.5M, ... Wire: PV:PVC, PU:PU, PE:PE S:Shielded, Empty:Unshielded	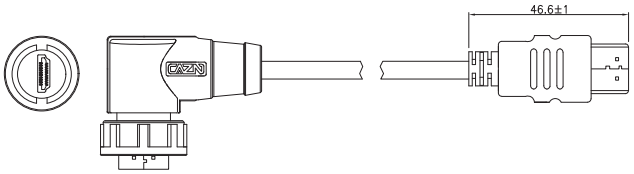
	E16-HDMI R/A male to R/A male cable plug (Bayonet) E16B - M H4 - MWD / NWD - 1 PV - S Norms: H2:HDMI 2K, H4:HDMI 4K, H8:HDMI 8K Cable(M): 1:1M, 2.5:2.5M, ... Wire: PV:PVC, PU:PU, PE:PE S:Shielded, Empty:Unshielded	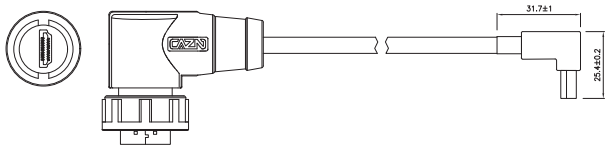
	E16-HDMI female back panel mount receptacle to str. male cable (Bayonet) E16B - F H4 - PWF / M H4 - NWA - 1 PV - S Norms: H2:HDMI 2K, H4:HDMI 4K, H8:HDMI 8K Cable(M): 1:1M, 2.5:2.5M, ... Wire: PV:PVC, PU:PU, PE:PE S:Shielded, Empty:Unshielded	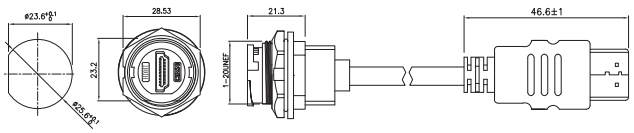 Hole opening size
	E16-HDMI female back panel mount receptacle to R/A male cable (Bayonet) E16B - F H4 - PWF / M H4 - NWD - 1 PV - S Norms: H2:HDMI 2K, H4:HDMI 4K, H8:HDMI 8K Cable(M): 1:1M, 2.5:2.5M, ... Wire: PV:PVC, PU:PU, PE:PE S:Shielded, Empty:Unshielded	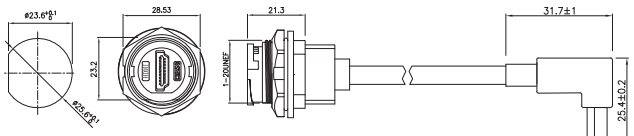 Hole opening size
	E16-HDMI female back mount PCB receptacle (Bayonet) E16B - F H4 - PPF Norms: H2:HDMI 2K, H4:HDMI 4K, H8:HDMI 8K	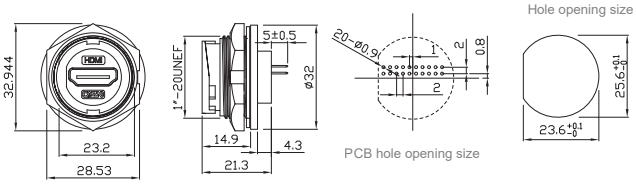 Hole opening size

E-HDMI SERIES CONNECTOR-BAYONET

产品图 PRODUCT FIGURE	名称/类型号 NAME/TYPE NO.	尺寸图 DIMENSIONS
	E16-HDMI female to female back mount receptacle (Bayonet) E16B - F H4 - PRF Norms: H2:HDMI 2K H4:HDMI 4K H8:HDMI 8K	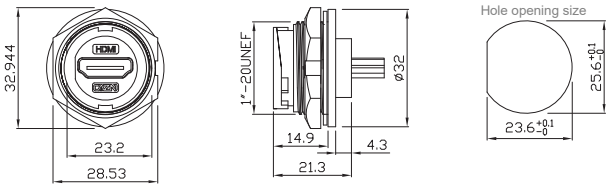
	E16-HDMI female back mount to str. HDMI male FFC type (Bayonet) E16B - F H4 - PRF / M H4 - NRA - 1 FFC Norms: H2:HDMI 2K H4:HDMI 4K H8:HDMI 8K Cable(M): 1:1M 2.5:2.5M	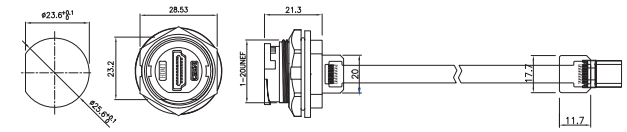 Hole opening size
	E16-HDMI female back mount to R/A HDMI male FFC type (Bayonet) E16B - F H4 - PRF / M H4 - NRD - 1 FFC Norms: H2:HDMI 2K H4:HDMI 4K H8:HDMI 8K Cable(M): 1:1M 2.5:2.5M	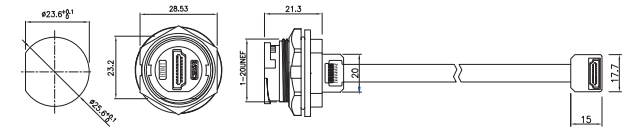 Hole opening size
	E16 dust cover circular hole (Bayonet) E16B-VP-ST Share E16 Accessories	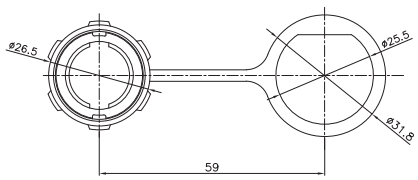

WATERPROOF DB SERIES

This series of products is widely used in ships, railways, power, communication, rail transit, industrial automation, industrial control equipment, data transmission, aerospace, military industry, telecommunications equipment, data exchange equipment, routers, switches, servers and other equipment.

Execution standards: CECC7501-802 & IEC 60807-3.

Shell specifications: four types of shells: 1, 2, 3, and 4.



PRODUCT PARAMETERS

HOUSING MATERIAL	Thermoplastic PBT	FLAME RATING	UL94-V0
CONTACT MATERIAL	Brass Phosphorus copper gold-plated	CONTACT IMPEDANCE	⩽25mΩ
SEALING MATERIAL	Epoxy resin / Rubber	INSULATION IMPEDANCE	⩾100MΩ
LOCKING METHOD	Screw / Nut	THREAD SPEC	4~40UNC
WIRING PROCESS	Solder / PCB	APPLICABLE TEMPERATURE	With wires: -25℃ ~ +85℃ Assemble: -55℃ ~ +125℃
IRON SHELL MATERIAL	Front nickel and rear tin	WATERPROOF RATING	IP67
RATED VOLTAGE	Smaller pins: 40V Bigger pins: 300V	APPLICABLE TEMPERATURE	Smaller pins: 5A Bigger pins: 10~40A

E-DB1 SERIES CONNECTOR

No.1 Housing

PRODUCT FIGURE	NAME/TYPE NO.	DIMENSIONS
	E-DB1 straight female overmolded plug EDB1 - F 9 - MWA 14 - 1 PV - S Pins: 9 15H 2W2 2W2C 5W1 Bigger pins connection: 14:14AWG 10:10AWG 08:8AWG 06:6AWG(Normally) NG:Smaller pins Cable(M): 1:1M 2.5:2.5M ..... Wire: PV:PVC PU:PUR/TPU PE:PE TF:PTFE S:Shielded Empty:Unshielded	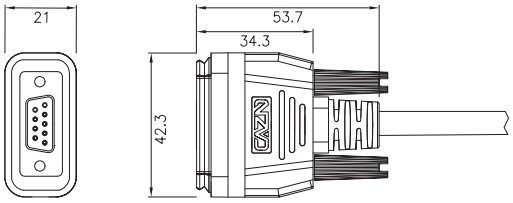
	E-DB1 straight male overmolded plug EDB1 - M 9 - MWA 14 - 1 PV - S Pins: 9 15H 2W2 2W2C 5W1 Bigger pins connection: 14:14AWG 10:10AWG 08:8AWG 06:6AWG(Normally) NG:Smaller pins Cable(M): 1:1M 2.5:2.5M ..... Wire: PV:PVC PU:PUR/TPU PE:PE TF:PTFE S:Shielded Empty:Unshielded	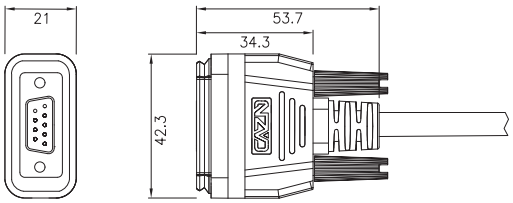
	E-DB1 straight male socket (Solder) EDB1 - M 9 - PWA 14 Pins: 9 15H 2W2 2W2C 5W1 Bigger pins connection: 14:14AWG 10:10AWG 08:8AWG 06:6AWG(Normally) NG:Smaller pins	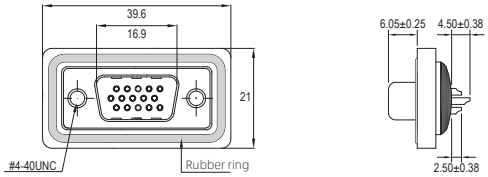
	E-DB1 straight female socket (Solder) EDB1 - F 9 - PWA 14 Pins: 9 15H 2W2 2W2C 5W1 Bigger pins connection: 14:14AWG 10:10AWG 08:8AWG 06:6AWG(Normally) NG:Smaller pins	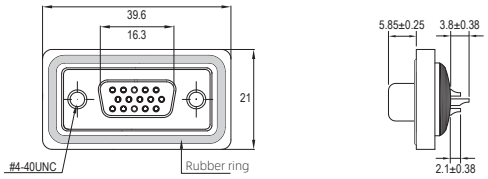
	E-DB1 straight male socket (PCB) EDB1 - M 9 - PPA 14 Pins: 9 15H 2W2 2W2C 5W1 Bigger pins connection: 14:14AWG 10:10AWG 08:8AWG 06:6AWG(Normally) NG:Smaller pins	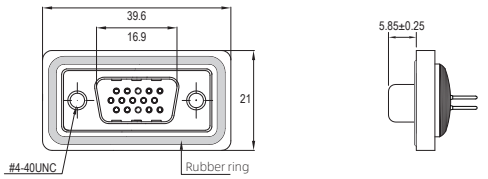
	E-DB1 straight female socket (PCB) EDB1 - F 9 - PPA 14 Pins: 9 15H 2W2 2W2C 5W1 Bigger pins connection: 14:14AWG 10:10AWG 08:8AWG 06:6AWG(Normally) NG:Smaller pins	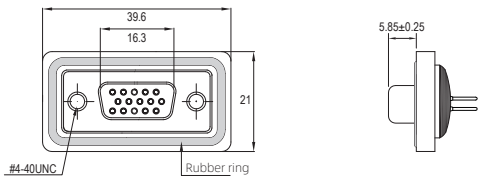
	E-DB1 straight male socket (PCB, Peg) EDB1 - M 9 - PPA 14- DW Pins: 9 15H 2W2 2W2C 5W1 Bigger pins connection: 14:14AWG 10:10AWG 08:8AWG 06:6AWG(Normally) NG:Smaller pins	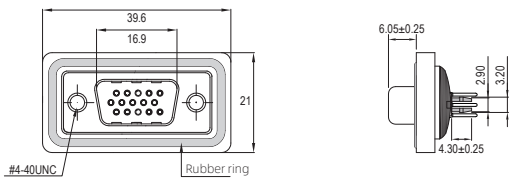
	E-DB1 straight female socket (PCB, Peg) EDB1 - F 9 - PPA 14 - DW Pins: 9 15H 2W2 2W2C 5W1 Bigger pins connection: 14:14AWG 10:10AWG 08:8AWG 06:6AWG(Normally) NG:Smaller pins	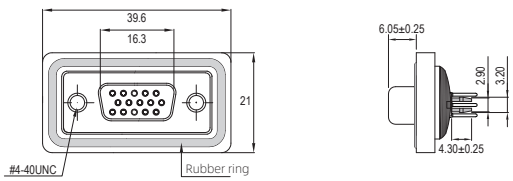

E-DB1 SERIES CONNECTOR

PRODUCT FIGURE	NAME/TYPE NO.	DIMENSIONS
	E-DB1 curved male socket (PCB) EDB1 - M 9 - PPL 14 Pins: 9 / 15H / 2W2 / 2W2C / 5W1 Bigger pins connection: 14:14AWG / 10:10AWG / 08:8AWG / 06:6AWG(Normally) / NG:Smaller pins	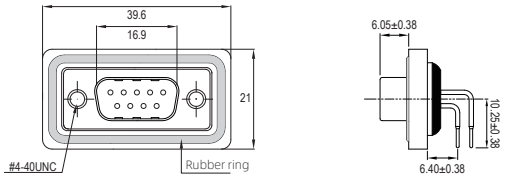
	E-DB1 curved female socket (PCB) EDB1 - F 9 - PPL 14 Pins: 9 / 15H / 2W2 / 2W2C / 5W1 Bigger pins connection: 14:14AWG / 10:10AWG / 08:8AWG / 06:6AWG(Normally) / NG:Smaller pins	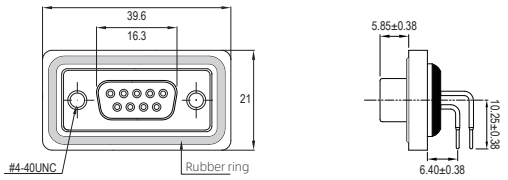
	E-DB1 dust cover EDB1 - V S - BZ Tail: BZ: Metal Chain / PU: Silicone Chain	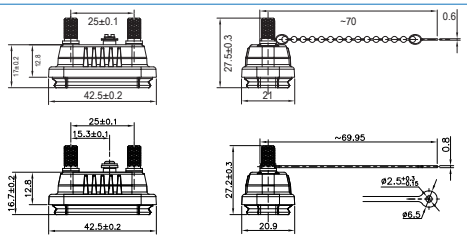

NO.1 HOUSING · ELECTRICAL PARAMETERS

PINS ARRANGEMENT				
PINS ARRANGEMENT	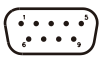 9	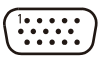 15H	 2W2	 2W2C
PINS	Smaller pins:9	Smaller pins:15	Bigger pins:2	Bigger pins:2, C-type
PINS ARRANGEMENT	 5W1			
PINS	Bigger pins:1	Smaller pins:4		

TECHNICAL PARAMETERS						
PIN GAGE	Smaller pins	Bigger pins				
WIRE GAUGE	20 AWG	14 AWG	10 AWG	8 AWG	6 AWG	Coaxial (SMB)
PIN TYPE	ϕ1	ϕ1.7	ϕ2.8	ϕ3.2	ϕ4.6	Impedance: 50 Ohm
RATED CURRENT	5A	10A	20A	30A	40A	Frequency: 18GHz
RATED VOLTAGE	40V AC	300V AC	300V AC	300V AC	300V AC	-

WIRING RANGE	8.1mm ~ 14.0mm
WATERPROOF GRADE	IP65 / IP67
DURABILITY	≥500 Cycles
APPLICABLE TEMPERATURE	With wires:-25℃ ~ +85℃ / Assemble:-55℃ ~ +125℃

E-DB2 SERIES CONNECTOR

No.2 Housing

PRODUCT FIGURE	NAME/TYPE NO.	DIMENSIONS
	E-DB2 straight female overmolded plug EDB2 - F 15 - MWA 14 - 1 PV - S Pins: 15 / 26H / 3W3 / 3W3C / 7W2 / 11W1 Bigger pins connection: 14:14AWG / 10:10AWG / 08:8AWG / 06:6AWG(Normally) / NG:Smaller pins Cable(M): 1:1M / 2.5:2.5M / ..... Wire: PV:PVC / PU:PUR/TPU / PE:PE / TF:PTFE S:Shielded / Empty:Unshielded	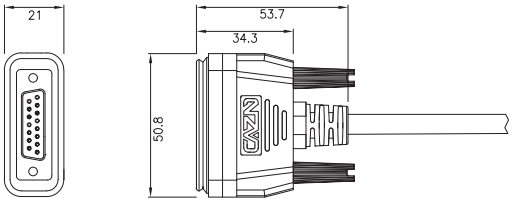
	E-DB2 straight male overmolded plug EDB2 - M 15 - MWA 14 - 1 PV - S Pins: 15 / 26H / 3W3 / 3W3C / 7W2 / 11W1 Bigger pins connection: 14:14AWG / 10:10AWG / 08:8AWG / 06:6AWG(Normally) / NG:Smaller pins Cable(M): 1:1M / 2.5:2.5M / ..... Wire: PV:PVC / PU:PUR/TPU / PE:PE / TF:PTFE S:Shielded / Empty:Unshielded	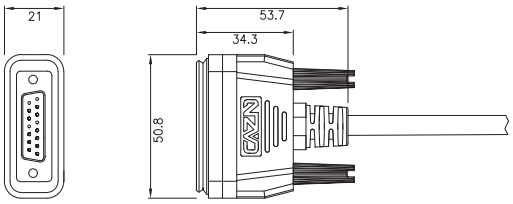
	E-DB2 straight male socket (Solder) EDB2 - M 15 - PWA 14 Pins: 15 / 26H / 3W3 / 3W3C / 7W2 / 11W1 Bigger pins connection: 14:14AWG / 10:10AWG / 08:8AWG / 06:6AWG(Normally) / NG:Smaller pins	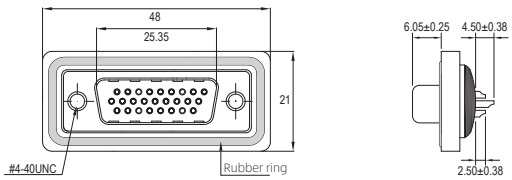
	E-DB2 straight female socket (Solder) EDB2 - F 15 - PWA 14 Pins: 15 / 26H / 3W3 / 3W3C / 7W2 / 11W1 Bigger pins connection: 14:14AWG / 10:10AWG / 08:8AWG / 06:6AWG(Normally) / NG:Smaller pins	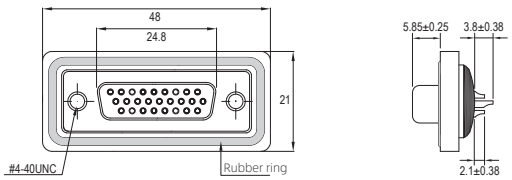
	E-DB2 straight male socket (PCB) EDB2 - M 15 - PPA 14 Pins: 15 / 26H / 3W3 / 3W3C / 7W2 / 11W1 Bigger pins connection: 14:14AWG / 10:10AWG / 08:8AWG / 06:6AWG(Normally) / NG:Smaller pins	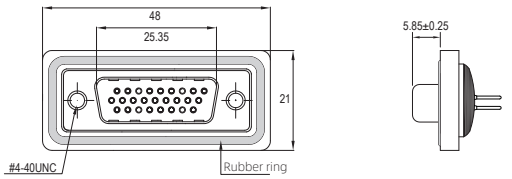
	E-DB2 straight female socket (PCB) EDB2 - F 15 - PPA 14 Pins: 15 / 26H / 3W3 / 3W3C / 7W2 / 11W1 Bigger pins connection: 14:14AWG / 10:10AWG / 08:8AWG / 06:6AWG(Normally) / NG:Smaller pins	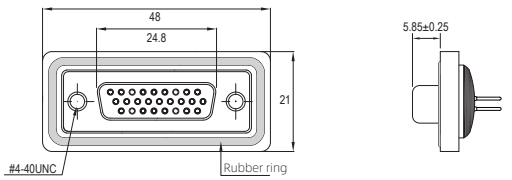
	E-DB2 straight male socket (PCB, Peg) EDB2 - M 15 - PPA 14 -DW Pins: 15 / 26H / 3W3 / 3W3C / 7W2 / 11W1 Bigger pins connection: 14:14AWG / 10:10AWG / 08:8AWG / 06:6AWG(Normally) / NG:Smaller pins	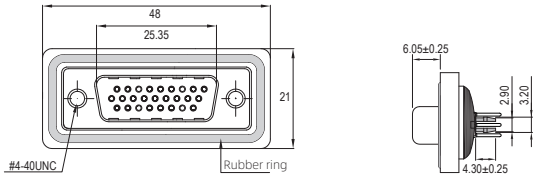
	E-DB2 straight female socket (PCB, Peg) EDB2 - F 15 - PPA 14 -DW Pins: 15 / 26H / 3W3 / 3W3C / 7W2 / 11W1 Bigger pins connection: 14:14AWG / 10:10AWG / 08:8AWG / 06:6AWG(Normally) / NG:Smaller pins	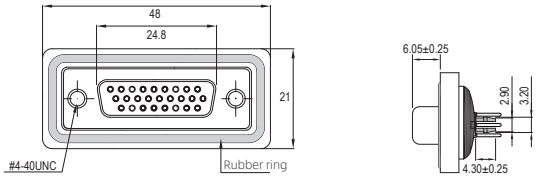

E-DB2 SERIES CONNECTOR

PRODUCT FIGURE	NAME/TYPE NO.	DIMENSIONS
	E-DB2 curved male socket (PCB) EDB2 - M 15 - PPL 14 Pins: 15 / 26H / 3W3 / 3W3C / 7W2 / 11W1 Bigger pins connection: 14:14AWG / 10:10AWG / 08:8AWG / 06:6AWG(Normally) / NG:Smaller pins	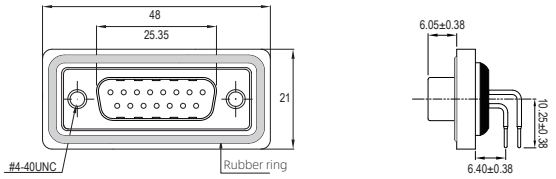
	E-DB2 curved female socket (PCB) EDB2 - F 15 - PPL 14 Pins: 15 / 26H / 3W3 / 3W3C / 7W2 / 11W1 Bigger pins connection: 14:14AWG / 10:10AWG / 08:8AWG / 06:6AWG(Normally) / NG:Smaller pins	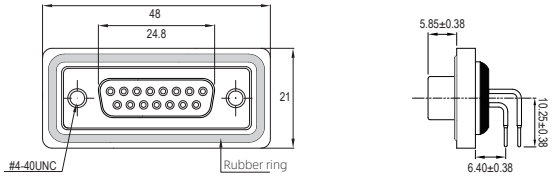
	E-DB2 dust cover EDB2 - V S - BZ Tail: BZ: Metal Chain / PU: Silicone Chain	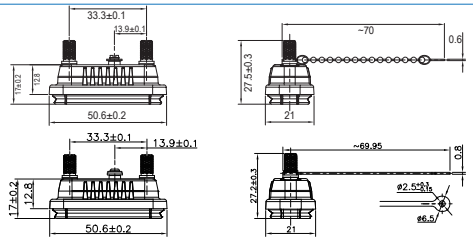

NO.2 HOUSING · ELECTRICAL PARAMETERS

PINS ARRANGEMENT								
PINS ARRANGEMENT	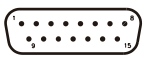 15		 26H		 3W3		 3W3C	
PINS	Smaller pins:15		Smaller pins:26		Bigger pins:3		Bigger pins:3, C-type	
PINS ARRANGEMENT	 7W2		 11W1					
PINS	Bigger pins:2	Smaller pins:5	Bigger pins:1	Smaller pins:10				

TECHNICAL PARAMETERS						
PIN GAGE	Smaller pins	Bigger pins				
WIRE GAUGE	20 AWG	14 AWG	10 AWG	8 AWG	6 AWG	Coaxial (SMB)
PIN TYPE	ϕ1	ϕ1.7	ϕ2.8	ϕ3.2	ϕ4.6	Impedance: 50 Ohm
RATED CURRENT	5A	10A	20A	30A	40A	Frequency: 18GHz
RATED VOLTAGE	40V AC	300V AC	300V AC	300V AC	300V AC	-

WIRING RANGE	8.1mm ~ 14.0mm
WATERPROOF GRADE	IP65 / IP67
DURABILITY	≥500 Cycles
APPLICABLE TEMPERATURE	With wires:-25℃ ~ +85℃ / Assemble:-55℃ ~ +125℃

E-DB3 SERIES CONNECTOR

No.3 Housing

PRODUCT FIGURE	NAME/TYPE NO.	DIMENSIONS
	E-DB3 straight female overmolded plug EDB3 - F 25 - MWA 14 - 1 PV - S Pins: 25, 44H, 5W5, 9W4, 13W3, 17W2, 21W1 Bigger pins connection: 14:14AWG, 10:10AWG, 08:8AWG, 06:6AWG(Normally), NG:Smaller pins Cable(M): 1:1M, 2.5:2.5M, ... Wire: PV:PVC, PU:PUR/TPU, PE:PE, TF:PTFE S:Shielded, Empty:Unshielded	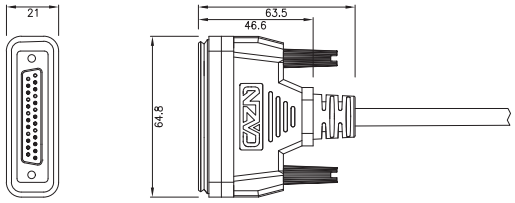
	E-DB3 straight male overmolded plug EDB3 - M 25 - MWA 14 - 1 PV - S Pins: 25, 44H, 5W5, 9W4, 13W3, 17W2, 21W1 Bigger pins connection: 14:14AWG, 10:10AWG, 08:8AWG, 06:6AWG(Normally), NG:Smaller pins Cable(M): 1:1M, 2.5:2.5M, ... Wire: PV:PVC, PU:PUR/TPU, PE:PE, TF:PTFE S:Shielded, Empty:Unshielded	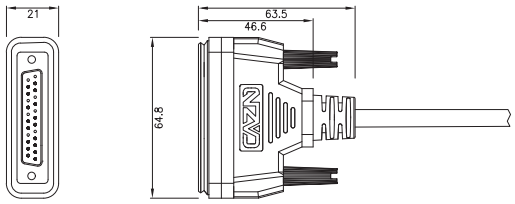
	E-DB3 straight male socket (Solder) EDB3 - M 25 - PWA 14 Pins: 25, 44H, 5W5, 9W4, 13W3, 17W2, 21W1 Bigger pins connection: 14:14AWG, 10:10AWG, 08:8AWG, 06:6AWG(Normally), NG:Smaller pins	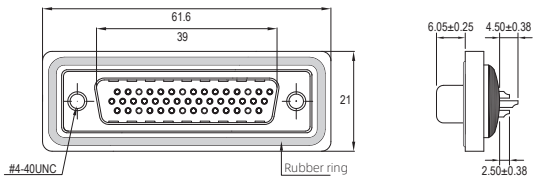
	E-DB3 straight female socket (Solder) EDB3 - F 25 - PWA 14 Pins: 25, 44H, 5W5, 9W4, 13W3, 17W2, 21W1 Bigger pins connection: 14:14AWG, 10:10AWG, 08:8AWG, 06:6AWG(Normally), NG:Smaller pins	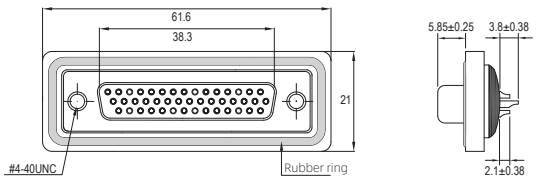
	E-DB3 straight male socket (PCB) EDB3 - M 25 - PPA 14 Pins: 25, 44H, 5W5, 9W4, 13W3, 17W2, 21W1 Bigger pins connection: 14:14AWG, 10:10AWG, 08:8AWG, 06:6AWG(Normally), NG:Smaller pins	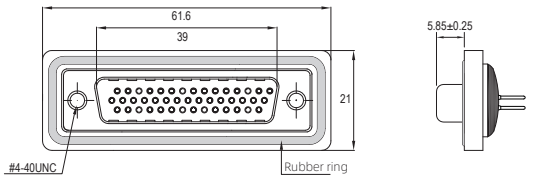
	E-DB3 straight female socket (PCB) EDB3 - F 25 - PPA 14 Pins: 25, 44H, 5W5, 9W4, 13W3, 17W2, 21W1 Bigger pins connection: 14:14AWG, 10:10AWG, 08:8AWG, 06:6AWG(Normally), NG:Smaller pins	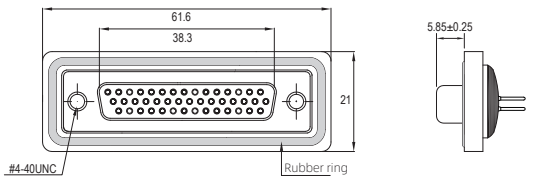
	E-DB3 straight male socket (PCB, Peg) EDB3 - M 25 - PPA 14 - DW Pins: 25, 44H, 5W5, 9W4, 13W3, 17W2, 21W1 Bigger pins connection: 14:14AWG, 10:10AWG, 08:8AWG, 06:6AWG(Normally), NG:Smaller pins	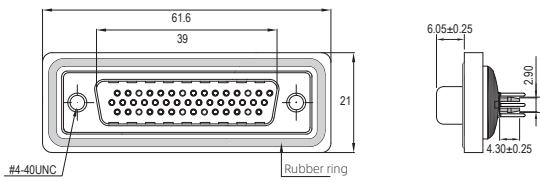
	E-DB3 straight female socket (PCB, Peg) EDB3 - F 25 - PPA 14 - DW Pins: 25, 44H, 5W5, 9W4, 13W3, 17W2, 21W1 Bigger pins connection: 14:14AWG, 10:10AWG, 08:8AWG, 06:6AWG(Normally), NG:Smaller pins	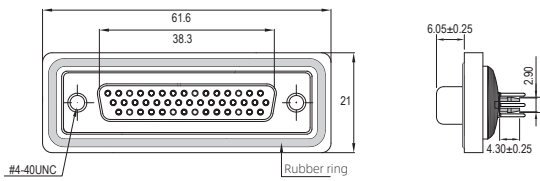

E-DB3 SERIES CONNECTOR

PRODUCT FIGURE	NAME/TYPE NO.	DIMENSIONS
	E-DB3 curved male socket (PCB) EDB3 - M 25 - PPL 14 Pins: 25 / 44H / 5W5 / 9W4 / 13W3 / 17W2 / 21W1 Bigger pins connection: 14:14AWG / 10:10AWG / 08:8AWG / 06:6AWG(Normally) / NG:Smaller pins	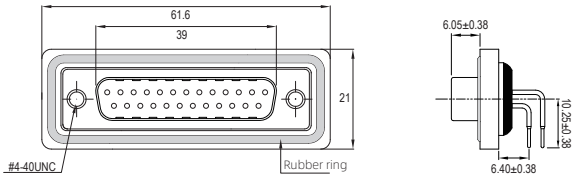
	E-DB3 curved female socket (PCB) EDB3 - F 25 - PPL 14 Pins: 25 / 44H / 5W5 / 9W4 / 13W3 / 17W2 / 21W1 Bigger pins connection: 14:14AWG / 10:10AWG / 08:8AWG / 06:6AWG(Normally) / NG:Smaller pins	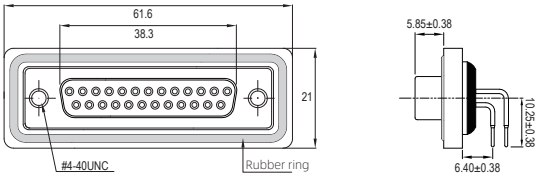
	E-DB3 dust cover EDB3 - V S - BZ Tail: BZ: Metal Chain / PU: Silicone Chain	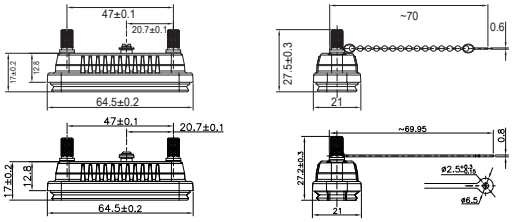

NO.3 HOUSING · ELECTRICAL PARAMETERS

PINS ARRANGEMENT										
PINS ARRANGEMENT	 25		 44H		 5W5		 9W4	
PINS	Smaller pins:25		Smaller pins:44		Bigger pins:5		Bigger pins:4	Smaller pins:5
PINS ARRANGEMENT	 13W3		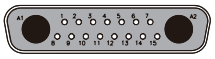 17W2		 21W1			
PINS	Bigger pins:3	Smaller pins:10	Bigger pins:2	Smaller pins:15	Bigger pins:1	Smaller pins:20		

TECHNICAL PARAMETERS						
PIN GAGE	Smaller pins	Bigger pins				
WIRE GAUGE	20 AWG	14 AWG	10 AWG	8 AWG	6 AWG	Coaxial (SMB)
PIN TYPE	ϕ1	ϕ1.7	ϕ2.8	ϕ3.2	ϕ4.6	Impedance: 50 Ohm
RATED CURRENT	5A	10A	20A	30A	40A	Frequency: 18GHz
RATED VOLTAGE	40V AC	300V AC	300V AC	300V AC	300V AC	-

WIRING RANGE	8.1mm ~ 14.0mm
WATERPROOF GRADE	IP65 / IP67
DURABILITY	≥500 Cycles
APPLICABLE TEMPERATURE	With wires:-25℃ ~ +85℃ / Assemble:-55℃ ~ +125℃

E-DB4 SERIES CONNECTOR

No.4 Housing

PRODUCT FIGURE	NAME/TYPE NO.	DIMENSIONS
	E-DB4 straight female overmolded plug EDB4 - F 37 - MWA 14 - 1 PV - S Pins: 37 / 62H / 8W8 / 13W6 / 21W4 / 25W3 / 27W2 Bigger pins connection: 14:14AWG / 10:10AWG / 08:8AWG / 06:6AWG(Normally) / NG:Smaller pins Cable(M): 1:1M / 2.5:2.5M / ..... Wire: PV:PVC / PU:PUR/TPU / PE:PE / TF:PTFE S:Shielded / Empty:Unshielded	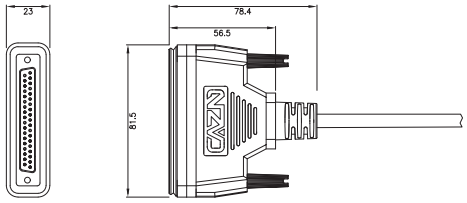
	E-DB4 straight male overmolded plug EDB4 - M 37 - MWA 14 - 1 PV - S Pins: 37 / 62H / 8W8 / 13W6 / 21W4 / 25W3 / 27W2 Bigger pins connection: 14:14AWG / 10:10AWG / 08:8AWG / 06:6AWG(Normally) / NG:Smaller pins Cable(M): 1:1M / 2.5:2.5M / ..... Wire: PV:PVC / PU:PUR/TPU / PE:PE / TF:PTFE S:Shielded / Empty:Unshielded	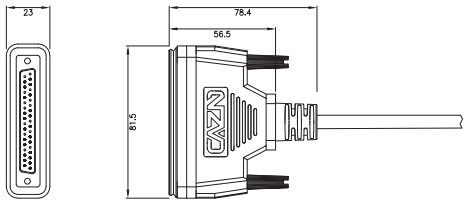
	E-DB4 straight male socket (Solder) EDB4 - M 37 - PWA 14 Pins: 37 / 62H / 8W8 / 13W6 / 21W4 / 25W3 / 27W2 Bigger pins connection: 14:14AWG / 10:10AWG / 08:8AWG / 06:6AWG(Normally) / NG:Smaller pins	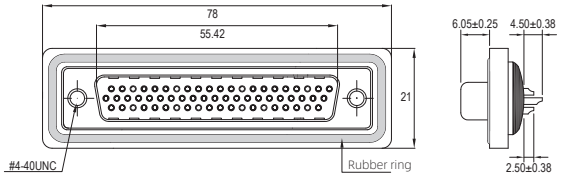
	E-DB4 straight female socket (Solder) EDB4 - F 37 - PWA 14 Pins: 37 / 62H / 8W8 / 13W6 / 21W4 / 25W3 / 27W2 Bigger pins connection: 14:14AWG / 10:10AWG / 08:8AWG / 06:6AWG(Normally) / NG:Smaller pins	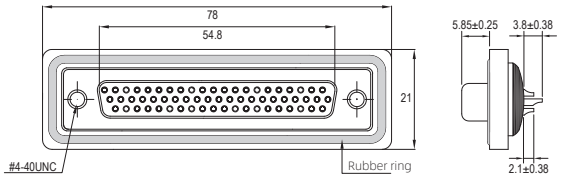
	E-DB4 straight male socket (PCB) EDB4 - M 37 - PPA 14 Pins: 37 / 62H / 8W8 / 13W6 / 21W4 / 25W3 / 27W2 Bigger pins connection: 14:14AWG / 10:10AWG / 08:8AWG / 06:6AWG(Normally) / NG:Smaller pins	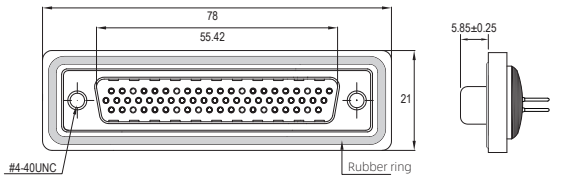
	E-DB4 straight female socket (PCB) EDB4 - F 37 - PPA 14 Pins: 37 / 62H / 8W8 / 13W6 / 21W4 / 25W3 / 27W2 Bigger pins connection: 14:14AWG / 10:10AWG / 08:8AWG / 06:6AWG(Normally) / NG:Smaller pins	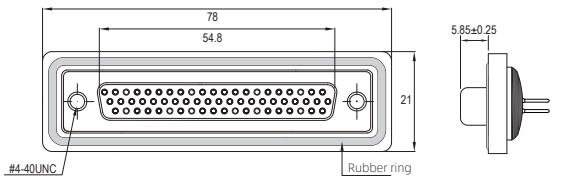
	E-DB4 straight male socket (PCB, Peg) EDB4 - M 37 - PPA 14 - DW Pins: 37 / 62H / 8W8 / 13W6 / 21W4 / 25W3 / 27W2 Bigger pins connection: 14:14AWG / 10:10AWG / 08:8AWG / 06:6AWG(Normally) / NG:Smaller pins	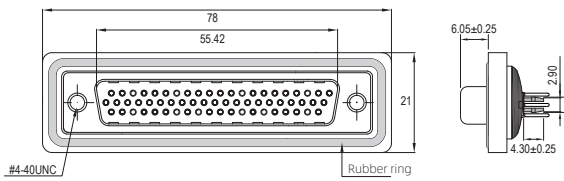
	E-DB4 straight female socket (PCB, Peg) EDB4 - F 37 - PPA 14 - DW Pins: 37 / 62H / 8W8 / 13W6 / 21W4 / 25W3 / 27W2 Bigger pins connection: 14:14AWG / 10:10AWG / 08:8AWG / 06:6AWG(Normally) / NG:Smaller pins	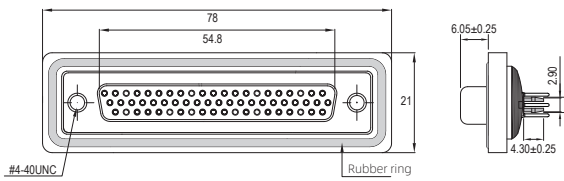

E-DB4 SERIES CONNECTOR

PRODUCT FIGURE	NAME/TYPE NO.	DIMENSIONS
	E-DB4 curved male socket (PCB) EDB4 - M 37 - PPL 14 Pins: 37, 62H, 8W8, 13W6, 21W4, 25W3, 27W2 Bigger pins connection: 14:14AWG, 10:10AWG, 08:8AWG, 06:6AWG(Normally), NG:Smaller pins	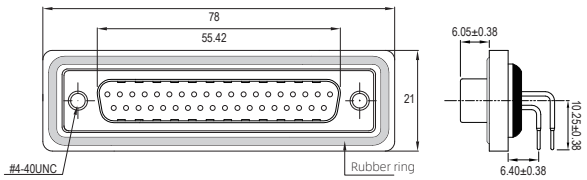
	E-DB4 curved female socket (PCB) EDB4 - F 37 - PPL 14 Pins: 37, 62H, 8W8, 13W6, 21W4, 25W3, 27W2 Bigger pins connection: 14:14AWG, 10:10AWG, 08:8AWG, 06:6AWG(Normally), NG:Smaller pins	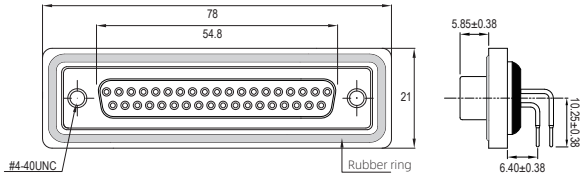
	E-DB4 dust cover EDB4 - V S - BZ Tail: BZ: Metal Chain, PU: Silicone Chain	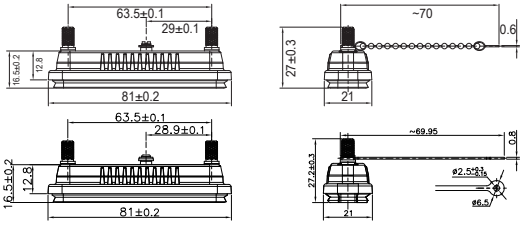

NO.4 HOUSING · ELECTRICAL PARAMETERS

PINS ARRANGEMENT						
PINS ARRANGEMENT	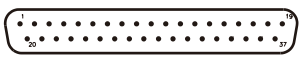 37	 62H	 8W8	 13W6		
PINS	Smaller pins:37		Smaller pins:62		Bigger pins:8	Bigger pins:6	Smaller pins:7
PINS ARRANGEMENT	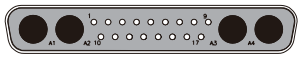 21W4		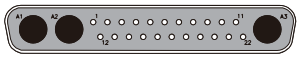 25W3		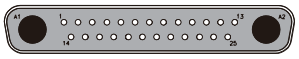 27W2	
PINS	Bigger pins:4	Smaller pins:17	Bigger pins:3	Smaller pins:22	Bigger pins:2	Smaller pins:25	

TECHNICAL PARAMETERS						
PIN GAGE	Smaller pins	Bigger pins				
WIRE GAUGE	20 AWG	14 AWG	10 AWG	8 AWG	6 AWG	Coaxial (SMB)
PIN TYPE	ϕ1	ϕ1.7	ϕ2.8	ϕ3.2	ϕ4.6	Impedance: 50 Ohm
RATED CURRENT	5A	10A	20A	30A	40A	Frequency: 18GHz
RATED VOLTAGE	40V AC	300V AC	300V AC	300V AC	300V AC	-

WIRING RANGE	8.1mm ~ 14.0mm
WATERPROOF GRADE	IP65 / IP67
DURABILITY	≥500 Cycles
APPLICABLE TEMPERATURE	With wires:-25℃ ~ +85℃ / Assemble:-55℃ ~ +125℃

SIM/TF CARD SERIES

The card holder series card reader is mainly used for data exchange between card type memory and PC,
Widely used in car systems, outdoor cameras, drones, boats, sports motorcycles, sports bicycles, and outdoor monitoring.
Product process: pre board installation, post board installation, PCB(DIP).
The product line length can be customized, and the product specifications can be customized,
More booth series are currently under development, please stay tuned.



PRODUCT PARAMETERS

HOUSING MATERIAL	Thermoplastic plastic PBT	FLAME RATING	UL94-V0
CONDUCTOR MATERIAL	Copper foil / Copper wire	INSULATION IMPEDANCE	⩾100MΩ
LOCKING METHOD	Screw / Nut	RATED CURRENT	0.5A
APPLICABLE TEMPERATURE	-25℃ ~ +85℃	RATED VOLTAGE	30V AC
WATERPROOF GRADE	IP65 / IP67		

E-SIM/TF CARD SERIE CONNECTOR-THREADED

PRODUCT FIGURE	NAME/TYPE NO.	DIMENSIONS
	E-Nano-SIM install female socket after E-Nano-SIM board (Threaded) E13T - F SM - PWF / M SM - NRA - 0.2 FPC Cable(M): 0.2:0.2M 0.3:0.3M	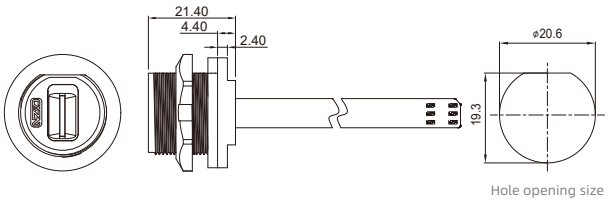
	E-Nano-SIM install female socket after E-Nano-SIM board (Threaded, Double wire) E13T - F SM×2 - PWF / M SM×2- NRA - 0.2 FPC Cable(M): 0.2:0.2M 0.3:0.3M	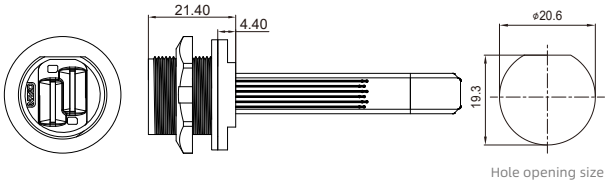
	E-Nano-SIM board rear mounting female socket (Threaded)(with wire) E13T - F SM - PWF - 1 PV Cable(M): 1:1M 2.5:2.5M ..... Wire: PV:PVC PU:PU	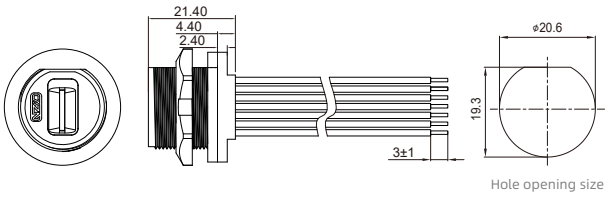
	E16-Nano-SIM card front installation female socket (Threaded, Metal version) E16T - F SM - GWF / M SM - NRA - 0.2 FPC Cable(M): 0.2:0.2M 0.3:0.3M	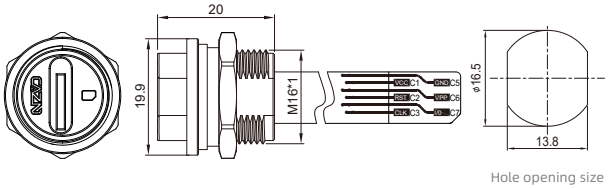
	E-Mini-SIM install female socket after E-Mini-SIM board (Threaded) E13T - F SM - PWF / M SM - NRA - 0.2 FPC -01 Cable(M): 0.2:0.2M 0.3:0.3M	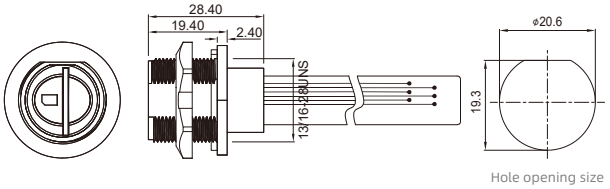
	E-Micro-SIM install female socket after E-Micro-SIM board (Threaded) E13T - F SM - PWF / M SM - NRA - 0.2 FPC -03 Cable(M): 0.2:0.2M 0.3:0.3M	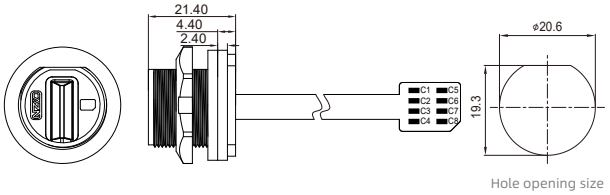
	E-SDTF install female socket after E-TF card board (Threaded) E13T - F SD - PWF / M SD - NRA - 0.2 FPC Cable(M): 0.2:0.2M 0.3:0.3M	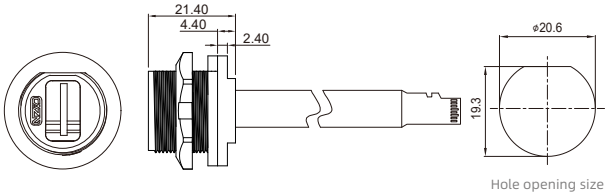

E-SIM/TF CARD SERIE CONNECTOR-THREADED

PRODUCT FIGURE	NAME/TYPE NO.	DIMENSIONS
	E-SDTF board rear mounting female socket (Threaded)(with wire) E13T - F SD - PWF - 1 PV Cable(M): 1:1M 2.5:2.5M ..... Wire: PV:PVC PU:PU	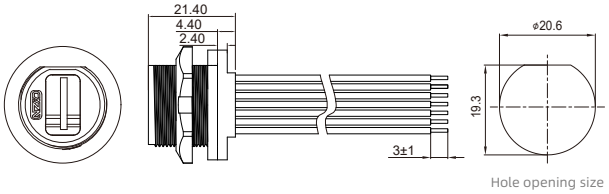 Hole opening size

E-SIM/TF · ELECTRICAL PARAMETERS

Type	Section View	Number of conductors	Insulation impedance	Withstand Voltage	Rated current	Rated voltage
SIM	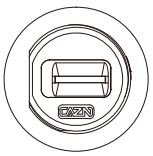	6 Pin	⩾100MΩ	500V AC/min	0.5A	30V AC
SIM×2	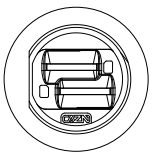	6 Pin×2	⩾100MΩ	500V AC/min	0.5A	30V AC
Mini SIM		6 Pin	⩾100MΩ	500V AC/min	0.5A	30V AC
Micro SIM	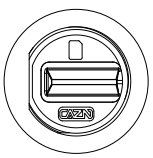	8 Pin	⩾100MΩ	500V AC/min	0.5A	30V AC
E16 SIM		6 Pin	⩾100MΩ	500V AC/min	0.5A	30V AC
TF		8 Pin	⩾100MΩ	500V AC/min	0.5A	30V AC

EP Panel type

The EP panel type is a product line designed for use in panel scenarios,
including USB, Type-c, RJ45, HDMI, Fiber optics, etc
Can meet a variety of customized requirements.
Its structural diversity includes dual hole design, FPC, and wire end adapters,
Ergonomic structure and process design are made for the harsh test environment.
Threaded locking design, tight locking docking, safe and firm, waterproof and durable.



Product parameters

HOUSING MATERIAL	Thermoplastic plastic PBT	FLAME RATING	UL94-V0
CONDUCTOR MATERIAL	Copper foil / Copper wire	INSULATION IMPEDANCE	⩾100MΩ
LOCKING METHOD	Panel style threaded assembly	RATED CURRENT	0.5A ~ 3A
APPLICABLE TEMPERATURE	-25℃ ~ +85℃	RATED VOLTAGE	1.5V ~ 30V AC
WATERPROOF GRADE	IP65 / IP67		

EP PANEL TYPE CONNECTOR-THREADED

PRODUCT FIGURE	NAME/TYPE NO.	DIMENSIONS
	EP-TYPE-C panel front installation female socket/male straight plug (Threaded) EP - F T3 - PWF / M T3 - NWA - 1 PV - S Norms: T2 :USB 2.0; T3 :USB 3.0; T3.1:USB 3.1; T4 :USB 4.0 Cable(M): 1:1M; 2.5:2.5M; ..... Wire: PV:PVC; PU:PU S:Shielded; Empty:Unshielded	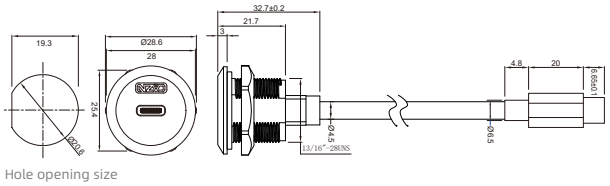 Hole opening size
	EP-TYPE-C panel front installation female socket/USB male plug (Threaded) EP - F T3 - PWF / M U3 - NWA - 1 PV - S Norms: T2 :USB 2.0; T3 :USB 3.0; T3.1:USB 3.1; T4 :USB 4.0 Norms: U2: USB 2.0; U3: USB 3.0 Cable(M): 1:1M; 2.5:2.5M; ..... Wire: PV:PVC; PU:PU S:Shielded; Empty:Unshielded	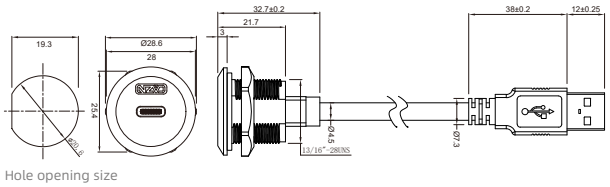 Hole opening size
	EP-TYPE-C panel type board front installation female/male straight FPC socket (Threaded) EP - F T3.1 - PWF / M T3.1 - NWA - 1 FPC Norms: T2 :USB 2.0; T3 :USB 3.0; T3.1:USB 3.1; T4 :USB 4.0 Cable(M): 1:1M; 2.5:2.5M;	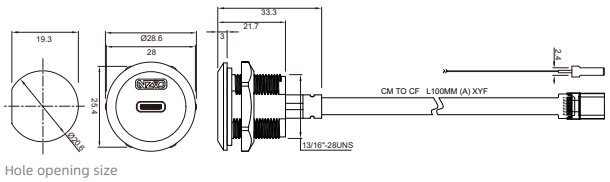 Hole opening size
	EP-TYPE-C panel front installation of dual female socket (Threaded) EP - F T3.1 - PRF	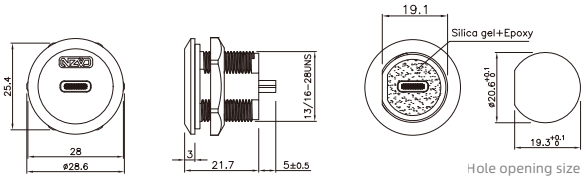 Hole opening size
	EP-USB panel type board front installation female socket/male straight plug (Threaded) EP - F U2 - PWF / M U2 - NWA - 1 PV - S Norms: U2: USB 2.0; U3: USB 3.0 Norms: U2: USB 2.0; U3: USB 3.0 Cable(M): 1:1M; 2.5:2.5M; ..... Wire: PV:PVC; PU:PU S:Shielded; Empty:Unshielded	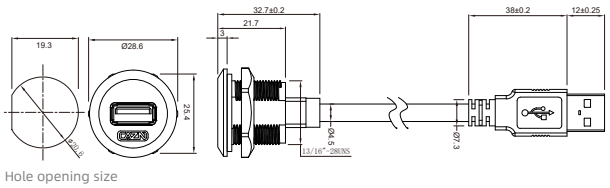 Hole opening size
	EP-USB panel front installation of dual female socket (Threaded) EP - F U3 - PRF Norms: U2: USB 2.0; U3: USB 3.0	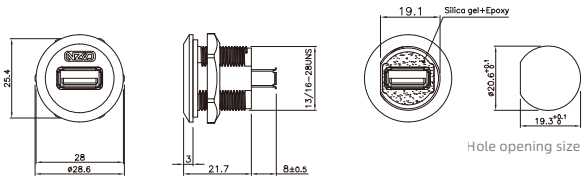 Hole opening size
	EP-RJ45 panel front installation female socket /male straight plug with wire (Threaded) EP - F R5 - PWF / M R5 - NCA - 1 PV - JD RJ45: R5:5E; R6:6E Cable(M): 1:1M; 2.5:2.5M; ..... Wire: PV:PVC; PU:PU JD:Grounded; Empty:Ungrounded	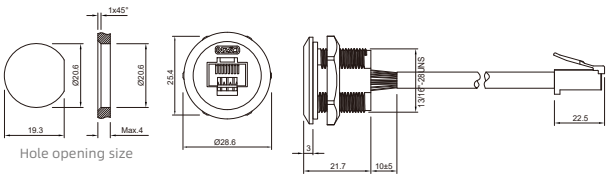 Hole opening size
	EP-RJ45 panel front installation female socket /male straight plug with PCB board (Threaded) EP - F R5 - PWF / M R5 - NCA - 1 PV - JD - PCB RJ45: R5:5E; R6:6E Cable(M): 1:1M; 2.5:2.5M; ..... Wire: PV:PVC; PU:PU JD:Grounded; Empty:Ungrounded	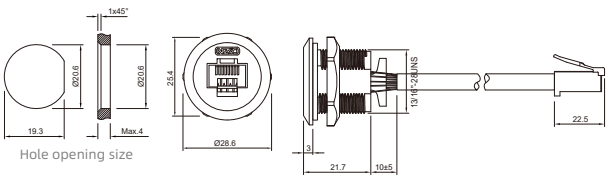 Hole opening size

EP PANEL TYPE CONNECTOR-THREADED

PRODUCT FIGURE	NAME/TYPE NO.	DIMENSIONS
	EP-RJ45 panel front installation of dual female socket (Threaded) EP - F R6 - PRB	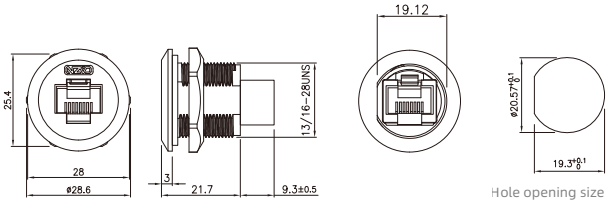
	EP-HDMI panel front installation of dual female socket (Threaded) EP - F H2 - PRF	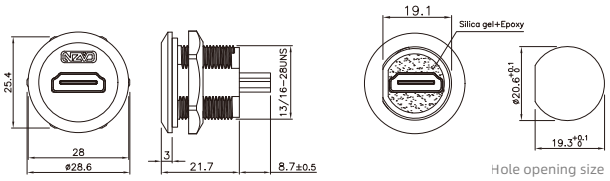
	EP-FDDI single-mode single-core front mount receptacle (Threaded) EP - F F1 - PRB	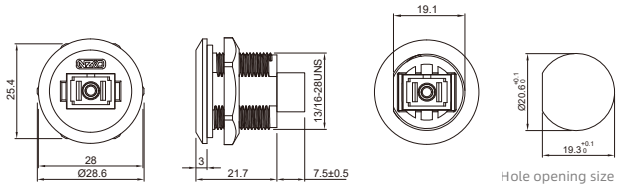
	EP-FDDI single-mode double-core front mount receptacle (Threaded) EP - F F2 - PRB	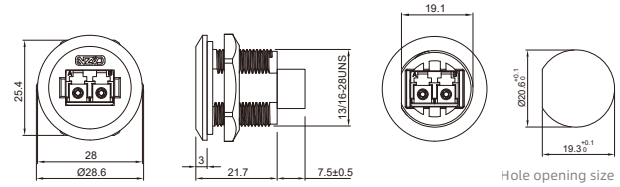

EP·ACCESSORY

TYPE NO.	C130711-00001	C130711-00002	C130711-00003
Product figure	 EP-TYPE-C dust cover	 EP-USB dust cover	 EP-HDMI dust cover
TYPE NO.	**C130711-00004**	**C130711-00005**	**C130711-00006**
Product figure	 EP-RJ45 dust cover	 EP-FDDI dust cover, single-mode single-core	 EP-FDDI dust cover, single-mode dual-core

EP·CORE LOCATION MAP

TYPE	Type-c	USB	RJ45	HDMI	FDDI-F1	FDDI-F2
Section view						

Targeting global customers and partners

CAZN Electric is a connector brand based in China and facing the world. Our company provides future oriented connectivity solutions for the fields of electrical engineering, electronics, and automation. We have a large number of excellent employees in multiple regions across the country, who can provide customers with the most timely and effective services.

We adhere to the concept of "highest quality, sincere service" and provide customers with products and solutions suitable for different industries and applications, such as new energy, infrastructure, process and factory automation.



SHENZHEN CAZN ELECTRONIC CO., LTD

ADD: Building A, Jinruihua Industrial Park, No.12 Jinlong Road, Dalang Street, Longhua District, Shenzhen, China
No.31 Factory Building, Huizhou Zhongkai Zhongji Valley Industrial Park, Shanpi Village, Lilin Town, Zhongkai Hi-tech Zone, Huizhou, China
TEL: 0755 - 2900 5959
FAX: 0755 - 2900 5530
E-MAIL: sales@cazn.com

For a comprehensive understanding of all product details, please visit the company website: https://www.cazn.com